



# PUBLIC COMMENT SESSION SIGN IN SHEET

OCONEE COUNTY COUNCIL MEETING

Tuesday, January 3, 2012

6:00 PM

*Limited to forty [40] minutes, four [4] minutes per person.*

Please be advised that citizens not utilizing their full four [4] minutes may not "donate" their remaining time to another speaker. As stated above, each speaker is restricted to a maximum of four [4] minutes.

**Citizens with comments related to a specific action agenda item will be called first.**

**If time permits additional citizens may be permitted to speak on a non agenda items [at the discretion of the Chair].**

**NOTE: Non Agenda Item matters can be addressed except for those which, due to law or proper protocol, would be inappropriate for public meetings of Council, such as, but not limited to, partisan political activity and/or comments.**

Everyone speaking before Council will be required to do so in a civil manner. Council will not tolerate personal attacks on individual council members, county staff or any person or group. Racial slurs will not be permitted. Council's number one priority is to conduct business for the citizens of this county. All citizens who wish to address Council and all Boards and Commission appointed by Council should do so in an appropriate manner.

## PLEASE PRINT INFORMATION BELOW

	FULL NAME	AGENDA ITEM FOR DISCUSSION	NON-AGENDA ITEMS
✓ 1	Douglas E. Rochester		✓
2			
3			
4			
5			
6			
7			
8			
9			
10			
11			
12			
13			
14			
15			
16			
17			
✓ 18	B. J.		

*Council may make closing comments directly following the public & extended public comment sessions if time permits.*



OCONEE COUNTY COUNCIL  
ABSTENTION FORM

Council Member Name: \_\_\_\_\_

(Please Print)

JOEL Thrift

Council Member Signature: \_\_\_\_\_

*Joel Thrift*

Meeting Date: \_\_\_\_\_

1/3/12

Item for Discussion/Vote: \_\_\_\_\_

#8 Officer Election

Reason for Absention: \_\_\_\_\_

I was not present for original meeting/discussion

I have a personal/familial interest in the issue.

X

Other: I did not vote for myself for a Council Office.

*E. Hulse*

Elizabeth G. Hulse  
Clerk to Council

[This form to be filed as part of the permanent record of the meeting.]



OCONEE COUNTY COUNCIL  
ABSTENTION FORM

Council Member Name: \_\_\_\_\_

*Paul Corbue*

(Please Print)

Council Member Signature: \_\_\_\_\_

*P. Corbue*

Meeting Date: \_\_\_\_\_

*1/3/12*

Item for Discussion/Vote: \_\_\_\_\_

*#8 Officers Election*

*#11 Opstate Alliance*

*Superstructure Advisory*

*Oconee Alliance*

Reason for Absention: \_\_\_\_\_

I was not present for original meeting/discussion

I have a personal/familial interest in the issue.

Other: I did not vote for myself for a Council Office.

*E. Hulse*

Elizabeth G. Hulse  
Clerk to Council

*{This form to be filed as part of the permanent record of the meeting.}*



OCONEE COUNTY COUNCIL  
ABSTENTION FORM

Council Member Name: \_\_\_\_\_

*Wayne McCall*  
\_\_\_\_\_  
(Please Print)

Council Member Signature: \_\_\_\_\_

Meeting Date: \_\_\_\_\_

Item for Discussion/Vote: \_\_\_\_\_

Reason for Absention: \_\_\_\_\_

\_\_\_\_\_ I was not present for original meeting/discussion

\_\_\_\_\_ I have a personal/familial interest in the issue.

Other: I did not vote for myself for a Council Office.

Elizabeth G. Hulse  
Clerk to Council

*[This form to be filed as part of the permanent record of the meeting.]*



OCONEE COUNTY COUNCIL  
ABSTENTION FORM

Council Member Name:

REG DEXTON

(Please Print)

Council Member Signature:

Reginald T. Dexter

Meeting Date:

1/3/12

Item for Discussion/Vote:

# 11

Oconee Alliance

AGOG

Reason for Absention:

I was not present for original meeting/discussion

I have a personal/familial interest in the issue.

Other:

He did not vote for myself  
for these appointments

Elizabeth G. Hulse  
Clerk to Council

[This form to be filed as part of the permanent record of the meeting.]

**OCONEE COUNTY COUNCIL  
2011 COMMITTEE ASSIGNMENTS**

EFFECTIVE January 4, 2011

**Budget, Finance & Administration:**

**Reg Dexter, V, Chair**  
Paul Corbeil, I  
Wayne McCall, II  
Archie Barron, III  
Joel Thrift, IV



**Transportation:**

**Joel Thrift, IV, Chair**  
Paul Corbeil, I  
Wayne McCall, II



**Real Estate, Facilities & Land Management:**

**Archie Barron, III, Chair**  
Paul Corbeil, I  
Wayne McCall, IV



**Law Enforcement, Public Safety, Health & Welfare:**

**Wayne McCall, II, Chair**  
Archie Barron, III  
Joel Thrift, IV



**Planning & Economic Development:**

**Paul Corbeil, I, Chair**  
Archie Barron, II  
Reg Dexter, V



## **AMENDED / PROPOSED 2012**

### **COUNTY COUNCIL COMMITTEE MEETING SCHEDULE**

All Meetings would be scheduled Quarterly on the 2<sup>nd</sup> Tuesday of the Month at the time specified below.

#### **January, April, July & October**

Law Enforcement, Public Safety, Health & Welfare

5:30 p.m.

Transportation

6:30 p.m.

#### **February, May, August & November**

Real Estate, Facilities & Land Management

5:30 p.m.

Budget, Finance & Administration

6:30 p.m.

During Budget review additional meetings will be scheduled

#### **March, June, September & December**

Planning & Economic Development

5:30 p.m.

*All Committee meetings will be held in Council Chambers unless otherwise noted on the agenda.*

*Additional meetings may be scheduled if needed.*

*If a Committee does not have sufficient business for a full meeting the date may be cancelled at the direction of the Committee Chair.*

*All agenda's and related documents for each meeting may be viewed on the council website @ [www.ocowcsc.com/council](http://www.ocowcsc.com/council)*

# McAbee, Talbert, Halliday & Co.

A PROFESSIONAL CORPORATION  
CERTIFIED PUBLIC ACCOUNTANTS AND CONSULTANTS

December 21, 2011

To the County Council  
Oconee County, South Carolina

We have audited the financial statements of the governmental activities, the business-type activities, each major fund, and the aggregate remaining fund information of Oconee County, South Carolina for the year ended June 30, 2011. Professional standards require that we provide you with information about our responsibilities under generally accepted auditing standards and *Government Auditing Standards* and OMB Circular A-133, as well as certain information related to the planned scope and timing of our audit. We have communicated such information in our letter to you dated September 1, 2011. Professional standards also require that we communicate to you the following information related to our audit.

## Significant Audit Findings

### *Qualitative Aspects of Accounting Practices*

Management is responsible for the selection and use of appropriate accounting policies. The significant accounting policies used by Oconee County, South Carolina are described in Note 1 to the financial statements. As described in Note 1 to the financial statements, Oconee County, South Carolina changed accounting policies related to fund balance by adopting Statement of Governmental Account Standards (GASB Statement) No. 54, Fund Balance Reporting and Governmental Fund Type Definitions, in 2011. They also changed their accounting policies related to component units by adopting GASB Statement No. 61, The Financial Reporting Entity, Omnibus an Amendment of GASB Statement No. 14 and No. 34. We noted no transactions entered into by the governmental unit during the year for which there is a lack of authoritative guidance or consensus. All significant transactions have been recognized in the financial statements in the proper period.

Accounting estimates are an integral part of the financial statements prepared by management and are based on management's knowledge and experience about past and current events and assumptions about future events. Certain accounting estimates are particularly sensitive because of their significance to the financial statements and because of the possibility that future events affecting them may differ significantly from those expected. The most sensitive estimates affecting the County's financial statements were:

Management's estimate of the useful lives and depreciation expense on capital assets as discussed in Note 1.

The net post-employment benefit obligation, an actuarially determined amount by a specialist based on current employee data, healthcare costs and retiree benefits along with other factors as discussed in Note 7.

Management's estimate of landfill closure and post-closure costs as discussed in Note 12.

We evaluated the key factors and assumptions used to develop each of these estimates in determining that it is reasonable in relation to the financial statements taken as a whole.

The financial statement disclosures are neutral, consistent, and clear.

### *Difficulties Encountered in Performing the Audit*

We encountered no significant difficulties in dealing with management in performing and completing our audit.

### *Corrected and Uncorrected Misstatements*

Professional standards require us to accumulate all known and likely misstatements identified during the audit other than those that are trivial, and communicate them to the appropriate level of management. Management has corrected all such misstatements. In addition, none of the misstatements detected as a result of audit procedures and corrected by management were material, either individually or in the aggregate, to each opinion unit's financial statements taken as a whole.

SHAREHOLDERS:  
HOMER, MARGIE, JR., CPA  
CHRISTY L. TALBERT, III, CPA  
KAREN WARD HALLIDAY, CPA  
SHARON K. KUMARZ, CPA  
PSINETZ  
RANDOLPH R. THOMAS, CPA

MEMBERS OF AMERICAN INSTITUTE OF CERTIFIED PUBLIC  
ACCOUNTANTS (CPA) AND THE MISSISSIPPI ASSOCIATION OF CERTIFIED  
PUBLIC ACCOUNTANTS (N.A. ASSOCIATION OF CERTIFIED PUBLIC ACCOUNTANTS)  
(N.A.A.C.P.A.)

121 E. MAIN STREET, 2000  
SPARTANBURG, SC  
SPARTANBURG, SC 29303-0000  
TEL: 803.536.7400  
FAX: 803.536.7400  
WWW.MTAHCP.COM



To the County Council  
Oconee County, South Carolina  
Page Two

*Disagreements with Management*

For purposes of this letter, professional standards define a disagreement with management as a financial accounting, reporting, or auditing matter, whether or not resolved to our satisfaction, that could be significant to the financial statements or the auditor's report. We are pleased to report that no such disagreements arose during the course of our audit.

*Management Representation*

We have requested certain representations from management that are included in the management representation letter dated December 21, 2011.

*Management Consultations with Other Independent Accountants*

In some cases, management may decide to consult with other accountants about auditing and accounting matters, similar to obtaining a "second opinion" on certain situations. If a consultation involves application of an accounting principle to the governmental unit's financial statements or a determination of the type of auditor's opinion that may be expressed on those statements, our professional standards require the consulting accountant to check with us to determine that the consultant has all the relevant facts. To our knowledge, there were no such consultations with other accountants.

*Other Audit Findings or Issues*

We generally discuss a variety of matters, including the application of accounting principles and auditing standards, with management each year prior to retention as the governmental unit's auditors. However, these discussions occurred in the normal course of our professional relationship and our responses were not a condition to our retention.

*Other Information in Documents Containing Audited Financial Statements*

With respect to the combining and individual nonmajor fund financial statements and the schedule of expenditures of federal awards accompanying the financial statements, we made certain inquiries of management and evaluated the form, content, and methods of preparing the information to determine that the information complies with U.S. generally accepted accounting principles, the method of preparing it has not changed from the prior period, and the information is appropriate and complete in relation to our audit of the financial statements. We compared and reconciled the combining and individual nonmajor fund financial statements and the schedule of expenditures of federal awards to the underlying accounting records used to prepare the financial statements or to the financial statements themselves.

This information is intended solely for the use of County Council and management of Oconee County, South Carolina and is not intended to be and should not be used by anyone other than these specified parties.

Very truly yours,

*McAbee, Talbert, Halliday & Co.*

McAbee, Talbert, Halliday & Co.

OCONEE COUNTY  
June 30, 2011

Table of Contents

	<u>Page</u>
Required Auditors' Communication	1 - 4
Management Representation Letter	5 - 10

Should you have questions with regard to this report, please contact:

- Charles (Chuck) L. Talbert, III, CPA  
Engagement Shareholder/Director  
800-788-3193 ext. 122  
[ctalbert@mthcpa.com](mailto:ctalbert@mthcpa.com)
- Gretchen Taylor, CPA  
Engagement Supervisor  
800-788-3193 ext. 166  
[gtaylor@mthcpa.com](mailto:gtaylor@mthcpa.com)

December 21, 2011

To the County Council  
Oconee County, South Carolina

We have audited the financial statements of the governmental activities, the business-type activities, each major fund, and the aggregate remaining fund information of Oconee County, South Carolina for the year ended June 30, 2011. Professional standards require that we provide you with information about:

- **Our responsibilities under U.S. Generally Accepted Auditing Standards**

Our responsibility under professional standards is to express an opinion about whether Oconee County's June 30, 2011 the financial statements, which have been prepared by management, are fairly stated, in all material respects, in conformity with U.S. generally accepted accounting principles.

- **Our responsibilities under Government Auditing Standards and OMB Circular A-133**

Our responsibility under federal standards is to test and report on Oconee County's internal controls and compliance with laws, regulations, contracts and grants that could have a direct and material effect on its June 30, 2011 financial statements and major federal programs.

- **Planned scope and timing of our audit**

We have communicated such information in our letter to you dated September 1, 2011.

Professional standards also require that we communicate to you the following information related to our audit:

**Significant Audit Findings**

*Qualitative Aspects of Accounting Practices*

**Accounting Policies:**

- **Management is responsible for the selection and use of appropriate accounting policies:**

The significant accounting policies are described in Note 1 to the financial statements.

Statement of Governmental Account Standards (GASB Statement) No. 54, *Fund Balance Reporting and Governmental Fund Type Definitions*.

GASB Statement No. 61, *the Financial Reporting Entity: Omnibus an Amendment of GASB Statement No. 14 and No. 34* – changes the County's policies with regard to component units.

- We noted no transactions entered into by the governmental unit during the year for which there is a lack of authoritative guidance or consensus.
- All significant transactions have been recognized in the financial statements in the proper period.

**Accounting Estimates:**

- **Based on management's knowledge and experience about past and current events and assumptions about future events.**
- **The most sensitive estimates affecting the County's financial statements were:**  
Useful lives and depreciation expense on capital assets as discussed in Note 1.  
Net post-employment benefit obligation, an actuarially determined amount by a specialist based on current employee data, healthcare costs and retiree benefits along with other factors as discussed in Note 8.  
Management's estimate of landfill closure and post-closure costs as discussed in Note 7.
- **We evaluated the key factors and assumptions used to develop each of these estimates in determining that it is reasonable in relation to the financial statements taken as a whole.**

**Corrected and Uncorrected Misstatements:**

- **Professional standards require us to accumulate all known and likely misstatements identified during the audit, other than those that are trivial, and communicate them to the appropriate level of management.**  
Management has corrected all such misstatements.  
In addition, none of the misstatements detected as a result of audit procedures and corrected by management were material, either individually or in the aggregate.

**Difficulties Encountered in Performing the Audit**

- **No significant difficulties in dealing with management in performing and completing our audit.**

**Disagreements with Management:**

- **Professional standards define a disagreement with management as a financial accounting, reporting, or auditing matter, whether or not resolved to our satisfaction, that could be significant to the financial statements or the auditor's report.**  
No such disagreements arose during the course of our audit.

**Management Consultations with Other Independent Accountants:**

- **"Second opinion" consultations.**  
To our knowledge, there were no such consultations with other accountants.

**Discussions with Management about Accounting and Auditing Standards:**

- We generally discuss a variety of matters, including the application of accounting principles and auditing standards, with management each year prior to retention as the governmental unit's auditors. However, these discussions occurred in the normal course of our professional relationship and our responses were not a condition to our retention.

**Other Audit Findings or Issues:**

- **Prior audit findings:**
  - Rock quarry accounts receivable and inventory.
  - Account reconciliations.
  - Capital asset records.
  - Landfill closure and post-closure liability.

**Management Representation:**

- We have requested certain representations from management that are included in the management representation letter dated December 21, 2011.  
See attached representation letter.

**Summary Results:**

- **U.S. Generally Accepted Auditing Standards:**  
Our report on Oconee County's June 30, 2011 the financial statements expressed an unqualified ("clean") opinion.  
We applied certain limited procedures, but expressed no opinion about managements' discussion and analysis or the budgetary comparison information.  
We compared and reconciled the combining and individual fund financial statements and the schedule of expenditures of federal awards and reported that they were fairly stated in relation to the basic financial statements.
- **Government Auditing Standards and OMB Circular A-133**  
Our reports on Oconee County's internal controls and compliance indicated no findings and expressed an unqualified ("clean") opinion on the County's compliance with regard to its major federal programs.

To the County Council  
Oconee County, South Carolina  
Page Four

This information is intended solely for the use of County Council and management of Oconee County, South Carolina and is not intended to be and should not be used by anyone other than these specified parties.

Very truly yours,

*McAbee, Talbert, Halliday & Co.*

McAbee, Talbert, Halliday & Co.

**Oconee County  
Administrator**

December 21, 2011

McAbee, Talbert, Harliday & Co.  
824 East Main Street  
Spartanburg, SC 29302

T. Scott Moulder  
Administrator

Oconee County  
Administrative Offices  
415 South Pine Street  
Wadega, SC 29691

Phone: 864-638-4245

Fax: 864-638-4216

Email:

[tmoulder@oconeecountysc.gov](mailto:tmoulder@oconeecountysc.gov)

**COUNCIL**

Paul Corbett  
District I

Wayne McCall  
District II

Maria Suarez  
District III

Joel Thrift  
District IV  
Vice Chairman

Reginald L. Dexter  
District V  
Chairman

We are providing this letter in connection with your audit of the financial statements of Oconee County, South Carolina as of June 30, 2011 and for the year then ended for the purpose of expressing opinions as to whether the financial statements present fairly, in all material respects, the respective financial position of the governmental activities, the business type activities, each major fund, and the aggregate remaining fund information of Oconee County, South Carolina and the respective changes in financial position and, where applicable, cash flows thereof in conformity with U.S. generally accepted accounting principles. We confirm that we are responsible for the fair presentation of the previously mentioned financial statements in conformity with U.S. generally accepted accounting principles. We are also responsible for adopting sound accounting policies, establishing and maintaining effective internal control over financial reporting, and preventing and detecting fraud.

We confirm, to the best of our knowledge and belief, as of December 21, 2011, the following representations made to you during your audit.

- 1) The financial statements referred to above are fairly presented in conformity with U.S. generally accepted accounting principles and include all properly classified funds and other financial information of the primary government required by generally accepted accounting principles to be included in the financial reporting entity.
- 2) We have made available to you all—
  - a) Financial records and related data and all audit or relevant monitoring reports, if any, received from funding sources.
  - b) Minutes of the meetings of Oconee County Council or summaries of actions of recent meetings for which minutes have not yet been prepared.
- 3) There have been no communications from regulatory agencies concerning noncompliance with, or deficiencies in, financial reporting practices.
- 4) There are no material transactions that have not been properly recorded in the accounting records underlying the financial statements or the schedule of expenditures of federal awards.
- 5) We are in agreement with the adjusting journal entries you have proposed, and they have been posted.
- 6) We acknowledge our responsibility for the design and implementation of programs and controls to prevent and detect fraud.
- 7) We have no knowledge of any fraud or suspected fraud affecting the entity involving:
  - a) Management.
  - b) Employees who have significant roles in internal control, or
  - c) Others where the fraud could have a material effect on the financial statements.
- 8) We have no knowledge of any allegations of fraud or suspected fraud affecting the entity received in communications from employees, former employees, analysts, regulators, or others.



- 9) We have a process to track the status of audit findings and recommendations. We have identified to you any previous audits, attestation engagements, and other studies related to the audit objectives and whether related recommendations have been implemented.
- 10) We have provided our views on reported findings, conclusions, and recommendations, as well as our planned corrective actions, for the report.
- 11) The County has no plans or intentions that may materially affect the carrying value or classification of assets, liabilities, or equity.
- 12) The following, if any, have been properly recorded or disclosed in the financial statements:
  - a) Related party transactions, including revenues, expenditures/expenses, loans, transfers, leasing arrangements, and guarantees, and amounts receivable from or payable to related parties.
  - b) Guarantees, whether written or oral, under which the County is contingently liable.
  - c) All accounting estimates that could be material to the financial statements, including the key factors and significant assumptions underlying those estimates and measurements. We believe the estimates and measurements are reasonable in the circumstances.
- 13) We are responsible for compliance with the laws, regulations, and provisions of contracts and grant agreements applicable to us, including tax or debt limits and debt contracts; and we have identified and disclosed to you all laws, regulations and provisions of contracts and grant agreements that we believe have a direct and material effect on the determination of financial statement amounts or other financial data significant to the audit objectives, including legal and contractual provisions for reporting specific activities in separate funds.
- 14) There are no—
  - a) Violations or possible violations of budget ordinances, laws and regulations (including those pertaining to adopting, approving, and amending budgets), provisions of contracts and grant agreements, tax or debt limits, and any related debt covenants whose effects should be considered for disclosure in the financial statements, or as a basis for recording a loss contingency, or for reporting on noncompliance.
  - b) Unasserted claims or assessments that our lawyer has advised us are probable of assertion and must be disclosed in accordance with generally accepted accounting principles (*Statement of Financial Accounting Standards No. 5*).
  - c) Other liabilities or gain or loss contingencies that are required to be accrued or disclosed by generally accepted accounting principles (*Statement of Financial Accounting Standards No. 5*).
- 15) As part of your audit, you assisted with preparation of the financial statements and related notes and schedule of expenditures of federal awards. We have designated an individual with suitable skill, knowledge, or experience to oversee your services and have made all management decisions and performed all management functions. We have reviewed, approved, and accepted responsibility for those financial statements and related notes and schedule of expenditures of federal awards.
- 16) The County has satisfactory title to all owned assets, and there are no liens or encumbrances on such assets nor has any asset been pledged as collateral.
- 17) The County has complied with all aspects of contractual agreements that would have a material effect on the financial statements in the event of noncompliance.
- 18) We have followed all applicable laws and regulations in adopting, approving, and amending budgets.
- 19) The financial statements include all component units as well as joint ventures with an equity interest, and properly disclose all other joint ventures and other related organizations.



- 20) The financial statements properly classify all funds and activities.
- 21) All funds that meet the quantitative criteria in GASB Statement Nos. 34 and 37 for presentation as major are identified and presented as such and all other funds that are presented as major are particularly important to financial statement users.
- 22) Components of net assets (invested in capital assets, net of related debt; restricted; and unrestricted) and equity amounts are properly classified and, if applicable, approved.
- 23) Investments, derivative transactions, and land and other real estate held by endowments are properly valued.
- 24) Provisions for uncollectible receivables have been properly identified and recorded.
- 25) Expenses have been appropriately classified in or allocated to functions and programs in the statement of activities, and allocations have been made on a reasonable basis.
- 26) Revenues are appropriately classified in the statement of activities within program revenues, general revenues, contributions to term or permanent endowments, or contributions to permanent fund principal.
- 27) Interfund, internal, and intra-entity activity and balances have been appropriately classified and reported.
- 28) Special items are appropriately classified and reported.
- 29) Deposits and investment securities and derivative transactions are properly classified as to risk and are properly disclosed.
- 30) Capital assets, including infrastructure and intangible assets, are properly capitalized, reported, and, if applicable, depreciated.
- 31) We have appropriately disclosed the County's policy regarding whether to first apply restricted or unrestricted resources when an expense is incurred for purposes for which both restricted and unrestricted net assets are available and have determined that net assets were properly recognized under the policy.
- 32) We acknowledge our responsibility for the required supplementary information (RSI). The RSI is measured and presented within prescribed guidelines and the methods of measurement and presentation have not changed from those used in the prior period. We have disclosed to you any significant assumptions and interpretations underlying the measurement and presentation of the RSI.
- 33) With respect to the combining and individual nonmajor fund financial statements and the schedule of expenditures of federal awards:
  - a) We acknowledge our responsibility for presenting the combining and individual nonmajor fund financial statements and the schedule of expenditures of federal awards in accordance with U.S. generally accepted accounting principles, and we believe the combining and individual nonmajor fund financial statements and the schedule of expenditures of federal awards, including its form and content, is fairly presented in accordance with U.S. generally accepted accounting principles. The methods of measurement and presentation of the combining and individual nonmajor fund financial statements and the schedule of expenditures of federal awards have not changed from those used in the prior period, and we have disclosed to you any significant assumptions or interpretations underlying the measurement and presentation of the supplementary information.
  - b) If the combining and individual nonmajor fund financial statements and the schedule of expenditures of federal awards are not presented with the audited financial statements, we will make the audited financial statements readily available to the intended users of the supplementary information no later than the date we issue the supplementary information and the auditor's report thereon.

34) With respect to federal award programs:

- a) We are responsible for understanding and complying with and have complied with the requirements of OMB Circular A-133, *Audits of States, Local Governments, and Non-Profit Organizations*, including requirements relating to preparation of the schedule of expenditures of federal awards.
- b) We have prepared the schedule of expenditures of federal awards in accordance with OMB Circular A-133, and have identified and disclosed in the schedule expenditures made during the audit period for all awards provided by federal agencies in the form of grants, federal cost-reimbursement contracts, loans, loan guarantees, property (including donated surplus property), cooperative agreements, interest subsidies, insurance, food commodities, direct appropriations, and other assistance.
- c) We acknowledge our responsibility for presenting the schedule of expenditures of federal awards (SEFA) in accordance with the requirements of OMB Circular A-133 §310.b, and we believe the SEFA, including its form and content, is fairly presented in accordance with the Circular. The methods of measurement and presentation of the SEFA have not changed from those used in the prior period and we have disclosed to you any significant assumptions and interpretations underlying the measurement and presentation of the SEFA.
- d) If the SEFA is not presented with the audited financial statements, we will make the audited financial statements readily available to the intended users of the supplementary information no later than the date we issue the supplementary information and the auditor's report thereon.
- e) We have identified and disclosed to you all of our government programs and related activities subject to OMB Circular A-133.
- f) We are responsible for establishing and complying with, and have complied with, the requirements of laws, regulations, and the provisions of contracts and grant agreements related to each of our federal programs and have identified and disclosed to you the requirements of laws, regulations, and the provisions of contracts and grant agreements that are considered to have a direct and material effect on each major program
- g) We are responsible for establishing and maintaining, and have established and maintained, effective internal control over compliance requirements applicable to federal programs that provides reasonable assurance that we are managing our federal awards in compliance with laws, regulations, and the provisions of contracts and grant agreements that could have a material effect on our federal programs. We believe the internal control system is adequate and is functioning as intended.
- h) We have made available to you all contracts and grant agreements (including amendments, if any) and any other correspondence with federal agencies or pass-through entities relevant to federal programs and related activities.
- i) We have received no requests from a federal agency to audit one or more specific programs as a major program.
- j) We have complied, in all material respects, with the compliance requirements, including when applicable, those set forth in the *OMB Circular A-133 Compliance Supplement*, relating to federal awards and have identified and disclosed to you all amounts questioned and any known noncompliance with the requirements of federal awards, including those resulting from other audits or program reviews.
- k) We have disclosed any communications from grantors and pass-through entities concerning possible noncompliance with the applicable compliance requirements, including communications received from the end of the period covered by the compliance audit to the date of the auditor's report.

- l) We have disclosed to you the findings received and related corrective actions taken for previous audits, attestation engagements, and internal or external monitoring that directly relate to the objectives of the compliance audit, including findings received and corrective actions taken up to the date of the auditor's report.
  - m) Amounts claimed or used for matching were determined in accordance with relevant guidelines in OMB Circular A-87, *Cost Principles for State, Local, and Tribal Governments*, and OMB's *Uniform Administrative Requirements for Grants and Cooperative Agreements to State and Local Governments*.
  - n) We have disclosed to you our interpretation of compliance requirements that may have varying interpretations.
  - o) We have made available to you all documentation related to the compliance requirements, including information related to federal program financial reports and claims for advances and reimbursements.
  - p) We have disclosed to you the nature of any subsequent events that provide additional evidence about conditions that existed at the end of the reporting period affecting noncompliance during the reporting period.
  - q) There are no such known instances of noncompliance with direct and material compliance requirements that occurred subsequent to the period covered by the auditor's report.
  - r) No changes have been made in internal control over compliance of other factors that might significantly affect internal control, including any corrective action we have taken regarding significant deficiencies in internal control over compliance (including material weaknesses internal control over compliance), have occurred subsequent to the date as of which compliance was audited.
  - s) Federal program financial reports and claims for advances and reimbursements are supported by the books and records from which the financial statements have been prepared.
  - t) The copies of federal program financial reports provided you are true copies of the reports submitted, or electronically transmitted, to the respective federal agency or pass-through entity, as applicable.
  - u) We have charged costs to federal awards in accordance with applicable cost principles.
  - v) We are responsible for and have accurately prepared the summary schedule of prior audit findings to include all findings required to be included by OMB Circular A-133 and we have provided you with all information on the status of the follow-up on prior audit findings by federal awarding agencies and pass-through entities, including all management decisions.
  - w) We are responsible for and have accurately prepared the auditee section of the Data Collection Form as required by OMB Circular A-13.
  - x) We are responsible for preparing and implementing a corrective action plan for each audit finding.
  - y) We have disclosed to you all contracts or other agreements with service organizations, and we have disclosed to you all communications from the service organizations relating to noncompliance at the service organizations. [Omit this item if there are no service organizations.]
- 35) We have evaluated and classified any subsequent events as recognized or nonrecognized through the date of this letter. No events, including instances of noncompliance, have occurred subsequent to the balance sheet date and through the date of this letter that would require adjustment to or disclosure in the aforementioned financial statements or in the schedule of findings and questioned costs other than disclosed.



---

County Administrator



---

Assistant County Administrator for  
Administrative Services and Finance

# Oconee County, South Carolina

Comprehensive Annual Financial Report  
For the Fiscal Year Ended June 30, 2011

---



**OCONEE COUNTY, SOUTH CAROLINA**

**COMPREHENSIVE ANNUAL FINANCIAL REPORT**

**YEAR ENDED JUNE 30, 2011**

**PREPARED BY THE FINANCE DEPARTMENT**

**SCOTT MOULDER  
COUNTY ADMINISTRATOR**

**KENDRA BROWN  
ASSISTANT COUNTY ADMINISTRATOR  
FOR ADMINISTRATIVE SERVICES AND FINANCE**

OCONEE COUNTY, SOUTH CAROLINA  
 COMPREHENSIVE ANNUAL FINANCIAL REPORT  
 YEAR ENDED JUNE 30, 2011

TABLE OF CONTENTS

	<u>Exhibit</u>	<u>Page</u>
<b>INTRODUCTORY SECTION</b>		
Letter of Transmittal		1-3
GFOA Certificate of Achievement for Excellence in Financial Reporting		4
Organizational Chart		5
List of Principal Officials		6
County Council District Map		7
County Emergency Services Facilities Map		8
County Natural, Historical and Recreational Sites Map		9
County Population Density and Top Twenty Employers Map		10
 <b>FINANCIAL SECTION</b>		
<b>Independent Auditors' Report</b>		11-12
<b>Management's Discussion and Analysis (Required Supplementary Information)</b>		13-24
<b>Basic Financial Statements</b>		
<b>Government-wide Financial Statements:</b>		
Statement of Net Assets	A	25
Statement of Activities	B	26
<b>Fund Financial Statements:</b>		
Balance Sheet - Governmental Funds	C-1	27
Reconciliation of the Total Governmental Funds Balance Sheet to the Statement of Net Assets	C-2	28
Statement of Revenues, Expenditures and Changes in Fund Balances - Governmental Funds	D-1	29
Reconciliation of the Statement of Revenues, Expenditures and Changes in Fund Balances of Governmental Funds to the Statement of Activities	D-2	30

OCONEE COUNTY, SOUTH CAROLINA  
 COMPREHENSIVE ANNUAL FINANCIAL REPORT  
 YEAR ENDED JUNE 30, 2011

TABLE OF CONTENTS - Continued

	<u>Exhibit</u>	<u>Page</u>
<b>FINANCIAL SECTION - Continued</b>		
<b>Fund Financial Statements - Continued:</b>		
Statement of Net Assets - Proprietary Funds	E	31
Statement of Revenues, Expenses and Changes in Net Assets - Proprietary Funds	F	32
Statement of Cash Flows - Proprietary Funds	G	33
Statement of Fiduciary Assets and Liabilities - Agency Funds	H	34
<b>Notes to Financial Statements</b>		35-58
	<u>Schedule</u>	<u>Page</u>
<b>Required Supplementary Information:</b>		
Budgetary Comparison Schedule - General Fund	1	59-60
Budgetary Comparison Schedule - Emergency Services Protection District	2	61
Schedule of Funding Progress and Employer Contributions - Other Post-Employment Benefits	3	62
<b>Combining and Individual Nonmajor Fund Financial Statements and Schedules:</b>		
<b>Nonmajor Governmental Funds:</b>		
Combining Balance Sheet - Nonmajor Governmental Funds	4	63
Combining Statement of Revenues, Expenditures and Changes in Fund Balances - Nonmajor Governmental Funds	5	64
<b>Schedules of Revenues, Expenditures and Changes in Fund Balance - Budget and Actual</b>		
Budgetary Comparison Schedule - 911 Fund	6	65
Budgetary Comparison Schedule - State Accommodations Tax	7	66
Budgetary Comparison Schedule - Local Accommodations Tax	8	67
Budgetary Comparison Schedule - Sheriff's Victims' Assistance	9	68
Budgetary Comparison Schedule - Solicitor's Victims' Assistance	10	69



OCONEE COUNTY, SOUTH CAROLINA  
 COMPREHENSIVE ANNUAL FINANCIAL REPORT  
 YEAR ENDED JUNE 30, 2011

TABLE OF CONTENTS - Continued

	<u>Schedule</u>	<u>Page</u>
<b>Combining and Individual Nonmajor Fund Financial Statements and Schedules - Continued:</b>		
<b>Schedules of Revenues, Expenditures and Changes in Fund Balance - Budget and Actual - Continued</b>		
Budgetary Comparison Schedule - Library State Aid	11	70
Budgetary Comparison Schedule - Tri-County Tech	12	71
<b>Fiduciary Funds:</b>		
Combining Statement of Fiduciary Assets and Liabilities - Agency Funds	13	72
Combining Schedule of Changes in Fiduciary Assets and Liabilities - Agency Funds	14	73-75
<b>Supplementary Information Required by State of South Carolina:</b>		
Summary Schedule of Court Fines, Assessments and Surcharges - Clerk of Court and Magistrate Court	15	76
	<u>Table</u>	<u>Page</u>
<b>STATISTICAL SECTION</b>		77
<b>Financial Trends Information:</b>		
Net Assets by Component	1	78
Change in Net Assets	2	79-80
Fund Balances of Governmental Funds	3	81
Changes in Fund Balances of Governmental Funds	4	82-83
<b>Revenue Capacity Information:</b>		
Assessed Value and Estimated Actual Value of Taxable Property	5	84
Direct and Overlapping Property Tax Rates	6	85
Principal Property Taxpayers	7	86
Property Tax Levies and Collections	8	87

OCONEE COUNTY, SOUTH CAROLINA  
 COMPREHENSIVE ANNUAL FINANCIAL REPORT  
 YEAR ENDED JUNE 30, 2011

TABLE OF CONTENTS - Continued

	<u>Table</u>	<u>Page</u>
<b>STATISTICAL SECTION - Continued</b>		
<b>Debt Capacity Information:</b>		
Ratio of Outstanding Debt by Type	9	88
Ratios of General Bonded Debt Outstanding	10	89
Direct and Overlapping Governmental Activities Debt	11	90
Legal Debt Margin Information	12	91
Pledged Revenue Coverage	13	92
<b>Demographic and Economic Information:</b>		
Demographic and Economic Statistics	14	93
Principal Employers	15	94
County Employees by Function	16	95-96
<b>Operating Information:</b>		
Operating Indicators by Function/Program	17	97-99
Capital Asset Statistics by Function/Program	18	100-102
<b>COMPLIANCE SECTION</b>		
<b>Single Audit Section</b>		
Report on Internal Control Over Financial Reporting and on Compliance and Other Matters Based on an Audit of Financial Statements Performed in Accordance with <i>Government Auditing Standards</i>		103-104
Report on Compliance with Requirements That Could Have a Direct and Material Effect on Each Major Program and on Internal Control Over Compliance in Accordance with OMB Circular A-133		105-106
Schedule of Expenditures of Federal Awards		107-108
Note to Schedule of Expenditures of Federal Awards		109
Schedule of Findings and Questioned Costs		110
Summary Schedule of Prior Audit Findings		111-112

## **INTRODUCTORY SECTION**

*This page is intentionally left blank.*

# T. Scott Moulder

## County Administrator

Oconee County Administrative Offices  
415 South Pine Street  
Walhalla, SC 29691  
(864) 638-4245



December 21, 2011

To the Members of the Oconee County Council and the Citizens of Oconee County:

The Comprehensive Annual Financial Report (CAFR) for Oconee County, South Carolina, for the fiscal year ended June 30, 2011, is hereby submitted pursuant to South Carolina Code Title 4 Chapter 9 Section 150 of the South Carolina Code of Laws. The CAFR is intended to present the financial activity of the County for the fiscal year and the financial condition of the County as of June 30, 2011. We believe that the CAFR provides a fair presentation of the County's financial position and changes in financial position in accordance with the standards promulgated by the Governmental Accounting Standards Board (GASB).

Management assumes full responsibility for the completeness and reliability of the information contained in this report, as well as the presentation and disclosure. Management is also responsible for establishing and maintaining a system of internal controls to safeguard assets and to provide reasonable assurance that the financial statements are free of any material misstatements. The concept of reasonable, rather than absolute, assurance recognizes that the cost of an internal control should not exceed the expected benefits. Management evaluates the costs and anticipated benefits of internal controls within this framework. We believe the County's internal accounting controls adequately safeguard assets and provide reasonable assurance of proper recording of financial transactions.

In compliance with the laws of the State of South Carolina, the County's financial statements have been audited by McAbee, Talbert, Halliday & Co., a firm of licensed certified public accountants. The auditor's issued an unqualified ("clean") opinion on Oconee County's financial statements for the year ended June 30, 2011. The independent auditor's report is located at the front of the financial section of this report. Management's Discussion and Analysis (MD&A) immediately follows the independent auditor's report and provides a narrative introduction, overview, and analysis of the basic financial statements. MD&A complements this letter of transmittal and should be read in conjunction with it.

### **Profile of the Government**

Oconee County, incorporated in 1868, is located in the northwest corner of South Carolina in the scenic Appalachian foothills and mountains. There are five incorporated municipalities within the 625 square miles of the County. Oconee County is empowered to levy a property tax on both real and personal property located within its boundaries in order to provide services to a population of approximately 74,273.

Oconee County has operated under the county-administrator form of government since 2000. Policy-making and legislative authority are vested in a governing council (Council) consisting of five council members. Council members are elected by district to a four-year staggered term. The Council elects a chairman, vice chairman, and chairman pro tem at the first meeting in January. The Council appoints the County Administrator who is responsible for carrying out the policies of Council and overseeing the day-to day operations of the County. Oconee County provides a full range of services, including police and fire protection, judicial services, solid waste disposal and recycling, the construction and maintenance of highways, streets and other infrastructure, and recreational and cultural activities.

The Council is required to adopt a final budget by no later than the close of the fiscal year. This annual budget serves as the foundation for Oconee County's financial planning and control. The budget is prepared by fund, function, (e.g., public safety), and department (e.g., emergency services). The County Administrator is authorized to transfer appropriations between object classifications within departmental budgets. County Council may transfer funds from any fund, department, activity or purpose to another by normal Council action, subject to all other applicable legal requirements.

## **Local Economy**

The Oconee County economy continues to feel the effects of the world-wide economic difficulties. Oconee County has responded in numerous ways to promote economic development in the County. In order to attract manufacturing interest, the County has constructed a 50,000 square foot (expandable to 150,000 square feet) shell building in an existing commerce park. Due to the length of time estimated to provide infrastructure to the 400 acre industrial park near I-85, the County purchased an additional 400 acres on US Highway 11 that will be available for industry within a shorter period of time. In addition, the fiscal year 2012 budget contains funds for a newly created Industrial & Commercial Project & Marketing Manger position, as well as additional funds for advertising, travel and industry development.

The Oconee County manufacturing portfolio is diverse and technologically focused. Companies include those in the automotive, electronic, precision tooling, advanced materials and specialized medical equipment industries. These industries benefit from the proximity to the Clemson University research facilities and the Tri-County Technical College training programs that provide a highly skilled manufacturing workforce.

In addition to manufacturing, the County economy has a strong agricultural sector that includes farming, livestock production and timber interests. A small but growing sector includes specialty and organic produce, sold locally and to near-by markets in Charlotte, North Carolina and Atlanta, Georgia. The County recognizes the cultural influence of this sector to the work ethic and character of its citizens as well as the economic impact to the County. For the last two years the County has provided space for the Carolina Foothills Heritage Fair which celebrates agricultural excellence and draws visitors and exhibitors from throughout the state and region.

As Oconee County contains a significant amount of public lands, in addition to 1,355 miles of lake shore line, tourism provides a significant contribution to the local economy, and is especially important to local small businesses. Oconee County continues to support the Mountain Lakes Convention and Visitors Bureau. Several potential recreational developments have been put on hold due to the economy, and the County expects that as the economy improves there will be increased activity and investment in the tourism industry. The County has improved the method of allocating accommodation taxes to ensure the most effective use of these revenue sources to promote and develop the tourism sector of the County.

## **Long-term Financial Planning**

As part of the process of issuing bonds for the detention center, management developed a proposed five year capital asset replacement plan. In addition, County Council created the Capital Projects Advisory Committee, which has been charged with prioritizing proposed future large capital projects and making recommendations to Council. This committee is composed of a council representative, the county administrator, a representative from the Infrastructure Advisory Committee, and two citizen representatives. In addition to the voting members, a representative from the Planning Commission and the County's finance, facilities and planning directors serve in a non-voting advisory role.

The County's long-term debt management policy is influenced by State law regarding debt limits, bond rating agencies, and the Securities and Exchange Commission (SEC). The MD&A includes a brief discussion of the debt limit and the current bond ratings. Even with issuance of the detention center bonds, the County remains well under the debt limit. Future capital projects will be planned to ensure that the County does not exceed the debt limit and that debt service remains at a reasonable level.

## **Major Initiatives**

The acceptance of a multi-million dollar Broadband Technology Opportunities Program grant will be used to construct a fiber optic backbone that will provide broadband capacity that will meet immediate and future communications needs while economically strengthening the County. This project is expected to provide high-speed fiber connections for community anchor organizations including the School District, public libraries, Clemson University, Tri-County Technical College, fire and rescue stations, EMS Stations and county offices as well as providing a middle-mile infrastructure for private companies to provide connections on a retail level to individuals and businesses.

The Oconee County Airport completed a major runway expansion and now boasts a 5,000 foot long runway, accommodating larger business jet aircraft. The Airport has already experienced an increase in sales of jet fuel. In addition, the Airport has completed a new eight unit T-Hanger. All spaces have all been leased and the Airport has a waiting list of over 30 for the next available unit. During the 2011-2012 budget, County Council decreased the property tax assessment on planes to match surrounding counties, in hopes of increasing the number of planes based in the County.

**Awards and Acknowledgements**

The Government Finance Officers Association of the United States and Canada (GFOA) awarded a Certificate of Achievement for Excellence in Financial Reporting to Oconee County for its comprehensive annual financial report for the fiscal year ended June 30, 2010. In order to be awarded a Certificate of Achievement, a government must publish an easily readable and efficiently organized comprehensive annual financial report. This report must satisfy both U.S. generally accepted accounting principles and applicable legal requirements. A Certificate of Achievement is valid for a period of one year only. We believe that our current comprehensive annual financial report continues to meet the Certificate of Achievement Program’s requirements and we are submitting it to the GFOA to determine its eligibility for another certificate.

The preparation of this report would not have been possible without the efficient and dedicated service of the entire staff of the Finance Department. We wish to express our appreciation to all of the departments who assisted and contributed to the preparation of this report. We would especially like to thank the Treasurer and his staff for all of their assistance during the audit. Credit must also be given to the governing council for their unfailing support for maintaining the highest standards of professionalism in the management of the Oconee County finances. We would also like to thank the accounting firm of McAbee, Talbert, Halliday & Co. for their assistance with this project.

Respectfully submitted,



T. Scott Moulder  
County Administrator



Kendra Brown, CPA, CGFO  
Assistant County Administrator for  
Administrative Services and Finance

# Certificate of Achievement for Excellence in Financial Reporting

Presented to

## Oconee County South Carolina

For its Comprehensive Annual  
Financial Report  
for the Fiscal Year Ended  
June 30, 2010

A Certificate of Achievement for Excellence in Financial Reporting is presented by the Government Finance Officers Association of the United States and Canada to government units and public employee retirement systems whose comprehensive annual financial reports (CAFRs) achieve the highest standards in government accounting and financial reporting.



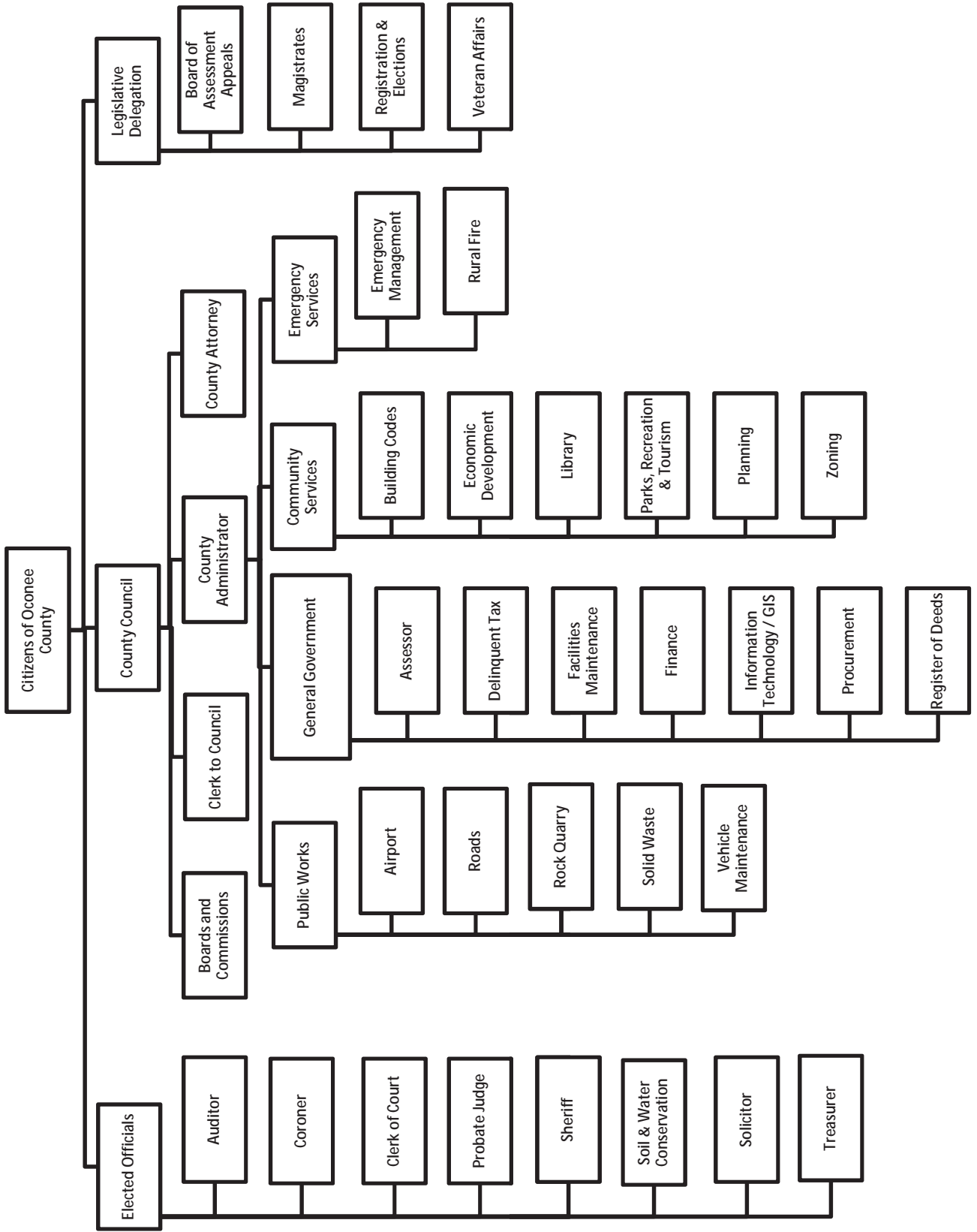
*Linda C. Davison*

President

*Jeffrey R. Egan*

Executive Director





OCONEE COUNTY, SOUTH CAROLINA  
List of Principal Officials  
June 30, 2011

Members of County Council

Joel Thrift  
Paul Corbeil  
Wayne McCall  
Reg Dexter  
Archie Barron

District IV - Chairman  
District I - Vice Chairman  
District II - Chairman Pro Tem  
District V - Member  
District III - Member

Legislative Delegation

Thomas C. Alexander  
William R. Whitmire  
William E. "Bill" Sandifer, III  
Don Bowen

Senator  
Representative  
Representative  
Representative

Appointed Official

Scott Moulder

County Administrator

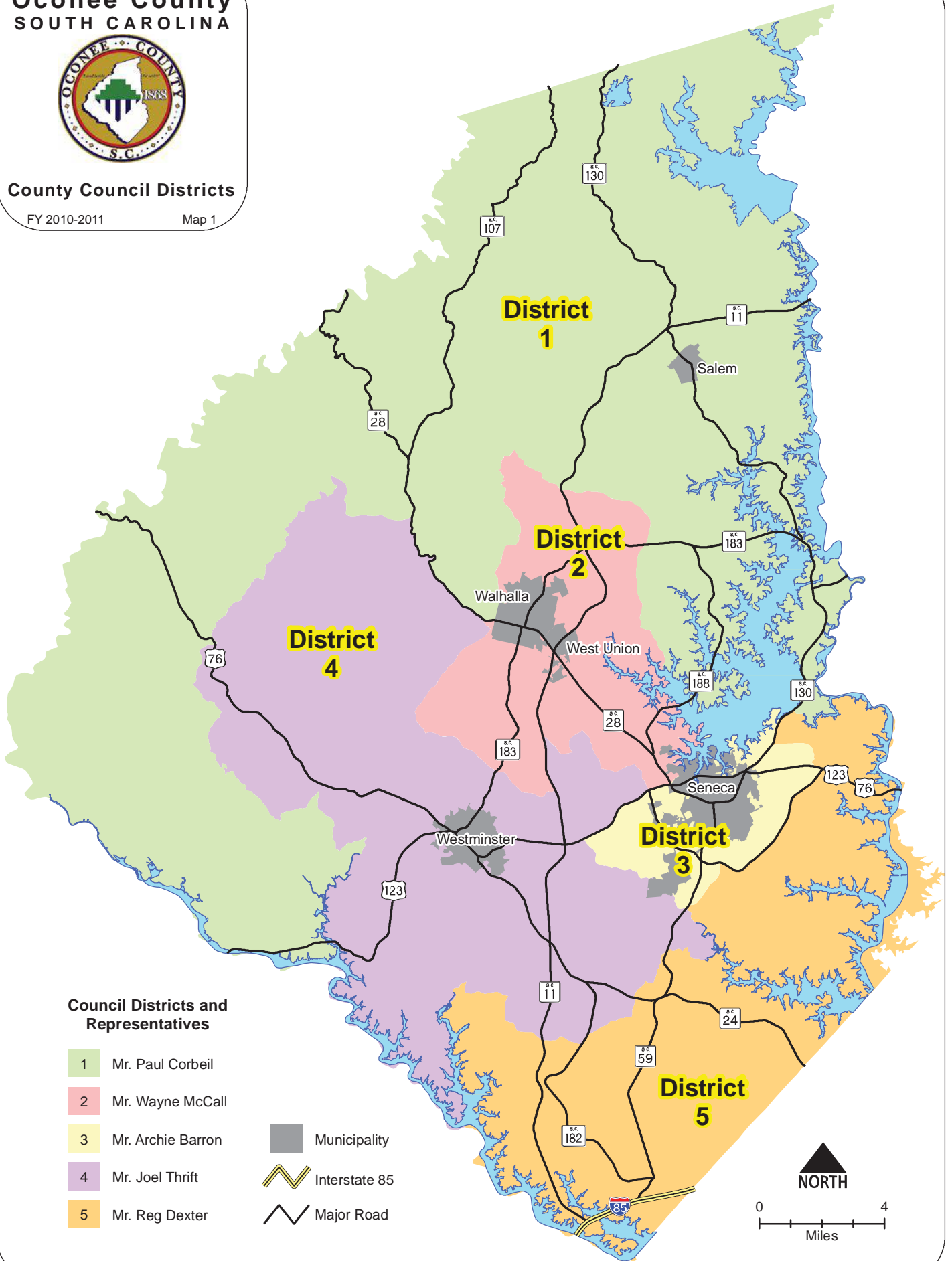
Oconee County  
SOUTH CAROLINA



County Council Districts

FY 2010-2011

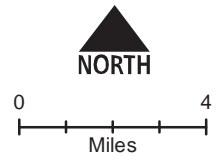
Map 1



Council Districts and Representatives

- 1 Mr. Paul Corbeil
- 2 Mr. Wayne McCall
- 3 Mr. Archie Barron
- 4 Mr. Joel Thrift
- 5 Mr. Reg Dexter

- Municipality
- Interstate 85
- Major Road

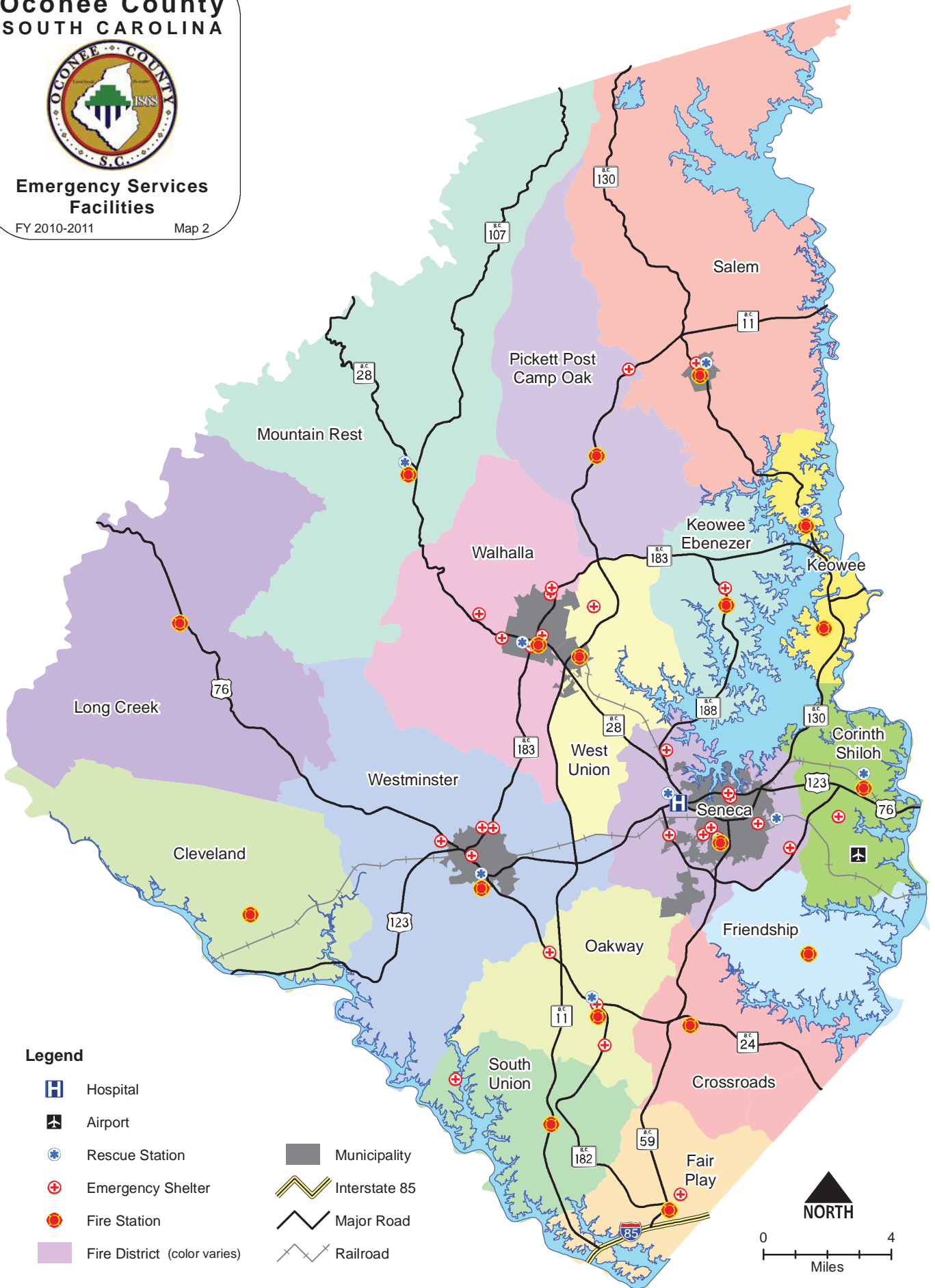


**Oconee County**  
SOUTH CAROLINA



**Emergency Services Facilities**

FY 2010-2011 Map 2



**Legend**

- Hospital
- Airport
- Rescue Station
- Emergency Shelter
- Fire Station
- Fire District (color varies)
- Municipality
- Interstate 85
- Major Road
- Railroad

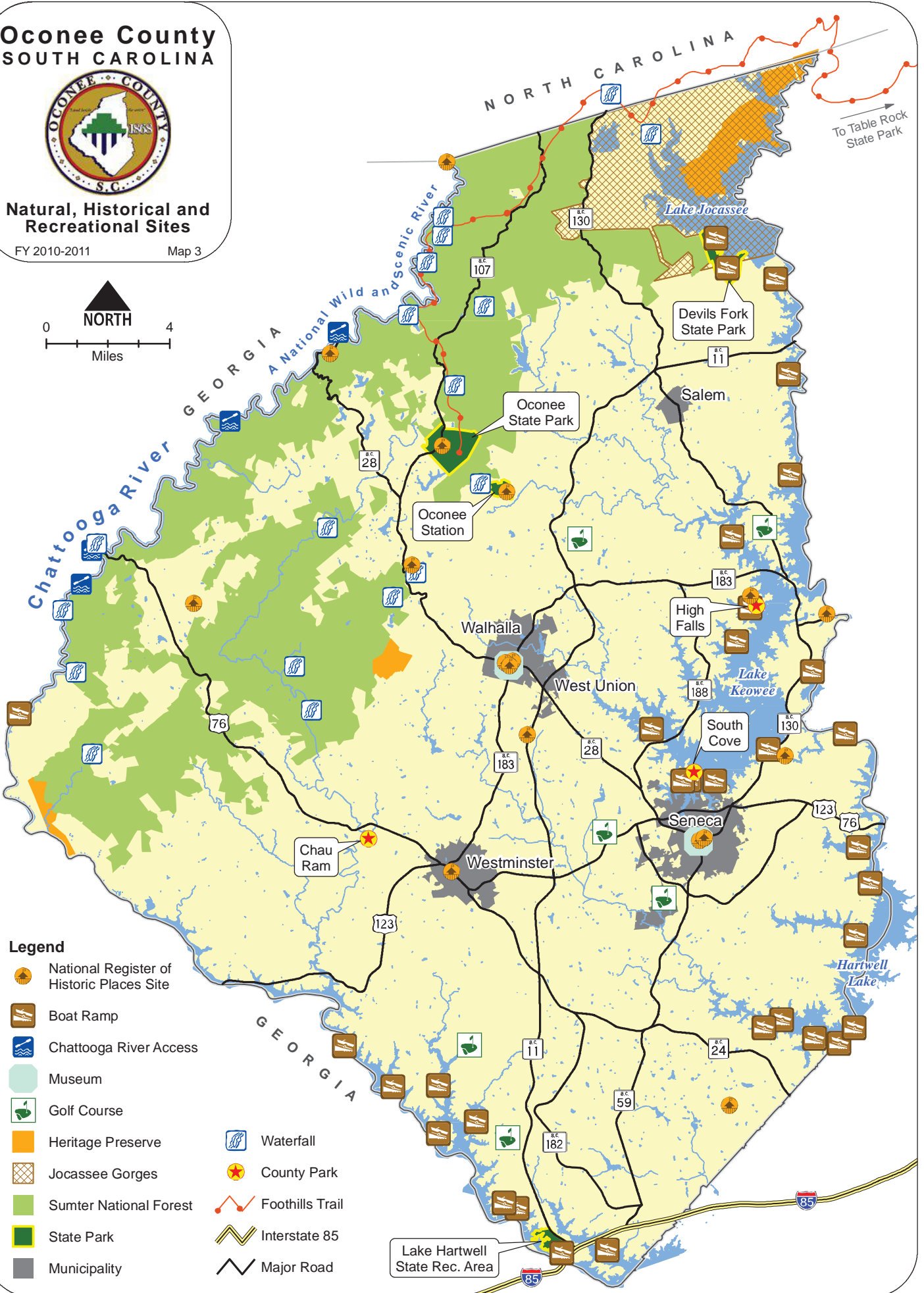
# Oconee County SOUTH CAROLINA



## Natural, Historical and Recreational Sites

FY 2010-2011

Map 3



### Legend

- National Register of Historic Places Site
- Boat Ramp
- Chattooga River Access
- Museum
- Golf Course
- Heritage Preserve
- Jocassee Gorges
- Sumter National Forest
- State Park
- Municipality
- Waterfall
- County Park
- Foothills Trail
- Interstate 85
- Major Road

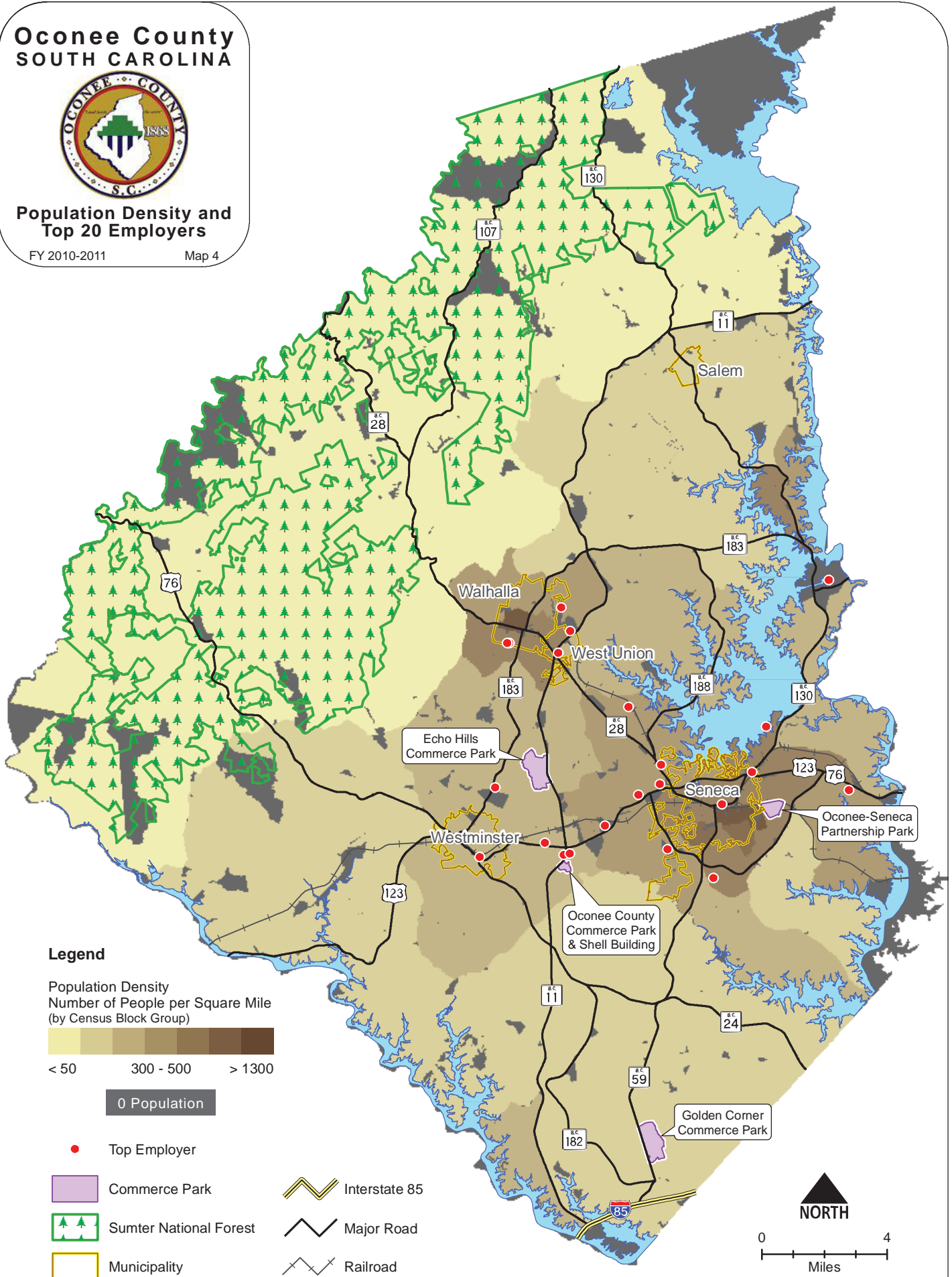
# Oconee County SOUTH CAROLINA



## Population Density and Top 20 Employers

FY 2010-2011

Map 4



### Legend

Population Density  
Number of People per Square Mile  
(by Census Block Group)



0 Population

● Top Employer

■ Commerce Park

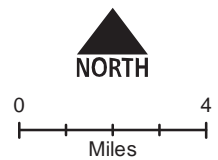
■ Sumter National Forest

■ Municipality

══ Interstate 85

══ Major Road

══ Railroad



Source: S.C. Department of Employment & Workforce, 2011 Q1 and U.S. Census Bureau, 2010

## **FINANCIAL SECTION**

*This page is intentionally left blank.*



Oconee County Council  
Oconee County  
Walhalla, South Carolina

## INDEPENDENT AUDITORS' REPORT

We have audited the accompanying financial statements of the governmental activities, the business-type activities, each major fund, and the aggregate remaining fund information of Oconee County, South Carolina as of and for the year ended June 30, 2011, which collectively comprise the County's basic financial statements as listed in the table of contents. These financial statements are the responsibility of Oconee County's management. Our responsibility is to express opinions on these financial statements based on our audit.

We conducted our audit in accordance with U.S. generally accepted auditing standards and the standards applicable to financial audits contained in *Government Auditing Standards*, issued by the Comptroller General of the United States. Those standards require that we plan and perform the audit to obtain reasonable assurance about whether the financial statements are free of material misstatement. An audit includes examining, on a test basis, evidence supporting the amounts and disclosures in the financial statements. An audit also includes assessing the accounting principles used and significant estimates made by management, as well as evaluating the overall financial statement presentation. We believe that our audit provides a reasonable basis for our opinions.

In our opinion, the financial statements referred to above present fairly, in all material respects, the respective financial position of the governmental activities, the business-type activities, each major fund, and the aggregate remaining fund information of Oconee County, South Carolina, as of June 30, 2011, and the respective changes in financial position and, where applicable, cash flows thereof for the year then ended in conformity with U.S. generally accepted accounting principles.

In accordance with *Government Auditing Standards*, we have also issued our report dated December 21, 2011, on our consideration of Oconee County's internal control over financial reporting and on our tests of its compliance with certain provisions of laws, regulations, contracts, and grant agreements and other matters. The purpose of that report is to describe the scope of our testing of internal control over financial reporting and compliance and the results of that testing, and not to provide an opinion on internal control over financial reporting or on compliance. That report is an integral part of an audit performed in accordance with *Government Auditing Standards* and should be considered in assessing the results of our audit.

U. S. generally accepted accounting principles require that the management's discussion and analysis and budgetary comparison information, as listed in the Table of Contents, be presented to supplement the basic financial statements. Such information, although not a part of the basic financial statements, is required by the Governmental Accounting Standards Board, who considers it to be an essential part of financial reporting for placing the basic financial statements in an appropriate operational, economic, or historical context. We have applied certain limited procedures to the required supplementary information in accordance with U.S. generally accepted auditing standards, which consisted of inquiries of management about the methods of preparing the information and comparing the information for consistency with management's responses to our inquiries, the basic financial statements, and other knowledge we obtained during our audit of the basic financial statements. We do not express an opinion or provide any assurance on the information because the limited procedures do not provide us with sufficient evidence to express an opinion or provide any assurance.

Our audit was conducted for the purpose of forming opinions on the financial statements that collectively comprise Oconee County's financial statements as a whole. The introductory section, combining and individual nonmajor fund financial statements, and statistical section are presented for purposes of additional analysis and are not a required part of the financial statements. The accompanying schedule of expenditures of federal awards is presented for purposes of additional analysis as required by the U. S. Office of Management and Budget Circular A-133, *Audits of States, Local Governments, and Non-Profit Organizations*, and is also not a required part of the financial statements. The combining and individual nonmajor fund financial statements and the schedule of expenditures of federal awards are the responsibility of management and were derived from and relate directly to the underlying accounting and other records used to prepare the financial statements. The information has been subjected to the auditing procedures applied in the audit of the financial statements and certain additional procedures, including comparing and reconciling such information directly to the underlying accounting and other records used to prepare the financial statements or to the financial statements themselves, and other additional procedures in accordance with U.S generally accepted auditing standards. In our opinion, the information is fairly stated in all material respects in relation to the financial statements as a whole. The introductory and statistical sections have not been subjected to the auditing procedures applied in the audit of the basic financial statements and, accordingly, we do not express an opinion or provide any assurance on them.

*McAbee, Talbert, Halliday & Co.*

Spartanburg, South Carolina  
December 21, 2011

## **OCONEE COUNTY, SOUTH CAROLINA MANAGEMENT'S DISCUSSION AND ANALYSIS**

Our discussion and analysis of Oconee County's financial performance provides an overview of the County's financial activities for the fiscal year ended June 30, 2011. Please read the information presented here in conjunction with additional information presented with the County's financial statements.

### **FINANCIAL HIGHLIGHTS**

- The assets of Oconee County exceeded its liabilities as of June 30, 2011 by \$151,156,126, which was an increase from the prior year of 2.6 percent. Of this amount, \$32,506,219 (unrestricted net assets) may be used to meet the government's ongoing obligations to citizens and creditors.
- The County's governmental activities reported an increase in net assets of \$3,742,456 from fiscal year 2010-2011 activity. Net assets of the business-type activities increased \$141,160 as a result of fiscal year 2010-2011 activity. Overall the County's net assets increased \$3,883,616.
- During the year, the County had expenses in governmental activities that were \$1,808,225 less than the \$51,921,581 generated in tax and other revenues for governmental programs (before transfers and the special item). For comparison, the prior year expenses were \$4,073,397 less than the prior year revenues (before transfers and special item) as reflected in the Changes in Net Assets (Figure 2).
- The General Fund reported an increase in fund balance of \$773,983 from fiscal year 2010-2011 activity resulting in an ending fund balance of \$25,172,051.
- In the General Fund, actual revenue sources available for appropriation were \$477,363 more than anticipated primarily due to property tax revenues. Expenditures were \$1,882,284 less than budgeted. Actual revenues were \$1,457,350 more than actual expenditures.

### **USING THIS ANNUAL REPORT**

This Management's Discussion and Analysis is intended to serve as an introduction to Oconee County's basic financial statements. The County's basic financial statements consist of three components: 1) government-wide financial statements, 2) fund financial statements, and 3) notes to the financial statements. The basic financial statements present two different views of the County through the use of government-wide statements and fund financial statements. In addition to the basic financial statements, this report contains other supplemental information that will enhance the reader's understanding of the financial condition of the County.

### **OVERVIEW OF THE FINANCIAL STATEMENTS**

The government-wide financial statements consist of the Statement of Net Assets and the Statement of Activities. These provide information about the overall government and provide a longer-term view of the County's financial status. These statements include all assets and liabilities using the accrual basis of accounting, which is similar to the accounting used by most private-sector companies. All of the current year's revenue and expenditures are taken into account regardless of when cash is received or paid.

In addition, these two statements report the County's net assets and changes in them. The difference between the assets and the liabilities can be indicative of the County's financial position. Other non-financial factors, like changes in the County's tax base and economic growth would need to be considered, as well, in determining the overall financial health of the County.

The Statement of Net Assets and the Statement of Activities is divided into two kinds of activities:

- Governmental activities – Most of the County’s basic services are reported here for departments that are included in the following categories: general government, public safety, transportation, public works, culture and recreation, judicial services, education, health and welfare, and economic development.
- Business-type activities – Activity for the Rock Quarry is included in this category as the County charges fees to cover the cost of products sold to customers. In addition, activity for the FOCUS (Fiber Optics Creating Unified Solutions) project is also treated as a business-type activity as the County will lease bandwidth to customers to generate revenues.

The next statements are fund financial statements that begin on page 27. These statements focus on the activities of the individual parts of the County’s government. These statements provide more detailed information on the significant funds rather than the government as a whole. Some of the funds are required to be established by state law and by bond covenants. However, County Council and management have established many other funds to aid in controlling and managing money specified for particular purposes or to show that legal responsibilities for using certain taxes, grants, and other special funding are being met. There are three types of funds: governmental, proprietary, and fiduciary. Each uses a different accounting approach.

- Governmental funds – Most of the County’s services are reported in the governmental funds, which focuses on how money flows into and out of those funds and the balances left at year-end that are available for spending. These funds are reported using an accounting method called modified accrual accounting, which measures cash and all other financial assets that can readily be converted into cash. The governmental fund statements provide a detailed short-term view of the County’s general government operations and the basic services that it provides. Governmental fund information helps determine whether there are more or fewer financial resources that can be spent in the near future to finance the County’s programs. The differences between the governmental activities reported in the Statement of Net Assets and the Statement of Activities and the governmental funds financial statements are described following the fund financial statements in the Reconciliation of the Balance Sheet to the Statement of Net Assets and the Reconciliation of the Statement of Revenues, Expenditures, and Changes in Fund Balances to the Statement of Activities.
- Proprietary funds – When the County charges customers for products or services that it provides, those activities are reported in the proprietary funds. The proprietary funds reports consist of the Statement of Net Assets, the Statement of Revenues, Expenses, and Changes in Net Assets, and the Statement of Cash Flows. Even though a proprietary fund can consist of enterprise funds and internal services funds, the County only reports for two enterprise funds. The reporting for these enterprise funds is the same as the business-type activities reported in the government-wide statements, but contains more detail and additional information such as the Statement of Cash Flows.
- Fiduciary funds – Fiduciary funds consist of four types of funds: pension trust funds, investment trust funds, private-purpose trust funds and agency funds, of which the County only has agency funds. Because the County acts as a clearing account to distribute certain financial resources to other entities, the County must report these agency fund activities, thereby demonstrating that those resources were used for and by the specific entity for which they were collected. The report for the agency funds is the Statement of Fiduciary Assets and Liabilities where the assets equal the liabilities.

Following all the financial statements, the Notes to the Financial Statements communicate information that is not displayed on the financial statements but is essential for fair presentation of the financial statements. Because of this, the Notes are an integral part of the basic financial statements. The Notes include disclosure information including significant accounting policies, capital assets, long-term debt,

employee and post-employment health insurance plans, retirement plans, and more.

Finally, the County must include additional supplementary information. The General Fund Budgetary Comparison Schedule includes the original budget, final budget as amended, and actual, all of which are required supplementary information. On this report, the County includes a variance column, which is not required. This information also includes the detailed financial statements for the non-major funds, various schedules for state and federal requirements, compliance reports and a schedule of findings. This completed financial report will provide information indicating the accountability of the government and the County's resulting financial position.

## GOVERNMENT-WIDE FINANCIAL ANALYSIS

### Oconee County's Net Assets

Figure 1

	Governmental Activities		Business-type Activities		Total Primary Government	
	2011	2010	2011	2010	2011	2010
Current and other assets	\$ 64,268,618	\$ 52,022,704	\$ 4,540,518	\$ 3,793,136	\$ 68,809,136	\$ 55,815,840
Capital assets	117,379,317	112,346,550	2,195,987	2,292,824	119,575,304	114,639,374
Total assets	\$ 181,647,935	\$ 164,369,254	\$ 6,736,505	\$ 6,085,960	\$ 188,384,440	\$ 170,455,214
Long-term liabilities debt	\$ 32,943,237	\$ 17,885,865	\$ 113,433	\$ 101,832	\$ 33,056,670	\$ 17,987,697
Other liabilities	3,588,732	5,109,879	582,912	85,128	4,171,644	5,195,007
Total liabilities	\$ 36,531,969	\$ 22,995,744	\$ 696,345	\$ 186,960	\$ 37,228,314	\$ 23,182,704
Net assets:						
Invested in capital assets, net of related debt	\$ 109,846,322	\$ 104,968,618	\$ 2,195,987	\$ 2,292,824	\$ 112,042,309	\$ 107,261,442
Restricted	6,607,598	19,344,365	-	-	6,607,598	19,344,365
Unrestricted (deficit)	28,662,046	17,060,527	3,844,173	3,606,176	32,506,219	20,666,703
Total net assets	\$ 145,115,966	\$ 141,373,510	\$ 6,040,160	\$ 5,899,000	\$ 151,156,126	\$ 147,272,510

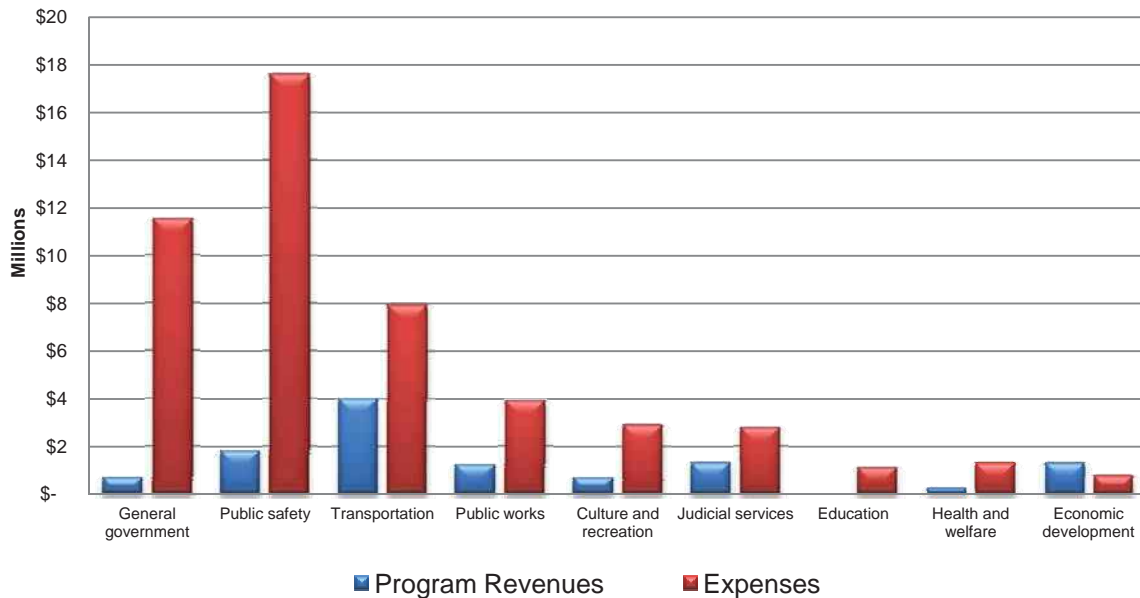
As noted earlier, net assets may serve over time as one of the most useful indicators of a government's financial condition. The government-wide financial statements for the fiscal year ended June 30, 2011 display combined net assets of \$151.2 million, or 2.6 percent above June 30, 2010. The largest portion of the net assets (74.1 percent) reflects the County's investment in capital assets (e.g., land, buildings, equipment and infrastructure) less any related debt still outstanding that was issued to acquire those items. The County's investment in its capital assets is reported net of the outstanding related debt, however, the resources needed to repay that debt must be provided by other sources, since the capital assets cannot be used to liquidate these liabilities. The restricted portion of the County's net assets (4.4 percent) represents resources that are subject to external restrictions on how they may be used. The final portion of net assets (21.5 percent) is unrestricted net assets, with a balance of \$32,506,219 at June 30, 2011. Unrestricted net assets include \$6,734,248 of assets held for resale that are not available to satisfy the obligations of the County until those assets are sold.

Oconee County's Changes in Net Assets  
Figure 2

	Governmental Activities		Business-Type Activities		Total Primary Government	
	2011	2010	2011	2010	2011	2010
<b>Revenues</b>						
Program revenues:						
Charges for services	\$ 4,623,458	\$ 4,422,267	\$ 3,242,740	\$ 3,404,756	\$ 7,866,198	\$ 7,827,023
Operating grants and contributions	2,658,014	2,097,997	-	-	2,658,014	2,097,997
Capital grants and contributions	3,943,974	4,251,132	210,434	-	4,154,408	4,251,132
General revenues:						
Property taxes	36,735,928	35,671,288	-	-	36,735,928	35,671,288
Other taxes	874,795	848,922	-	-	874,795	848,922
Grants and contributions not restricted to specific programs	2,577,854	3,038,376	-	-	2,577,854	3,038,376
Interest income	370,259	498,702	9,372	7,449	379,631	506,151
Miscellaneous	137,299	161,281	-	-	137,299	161,281
<b>Total revenues</b>	<b>\$ 51,921,581</b>	<b>\$ 50,989,965</b>	<b>\$ 3,462,546</b>	<b>\$ 3,412,205</b>	<b>\$ 55,384,127</b>	<b>\$ 54,402,170</b>
<b>Program expenses</b>						
General government	\$ 11,515,584	\$ 12,779,958	\$ -	\$ -	\$ 11,515,584	\$ 12,779,958
Public safety	17,597,428	15,735,352	-	-	17,597,428	15,735,352
Transportation	7,945,478	6,618,188	-	-	7,945,478	6,618,188
Public works	3,892,013	3,728,944	-	-	3,892,013	3,728,944
Culture and recreation	2,917,401	2,857,679	-	-	2,917,401	2,857,679
Judicial services	2,769,534	2,521,566	-	-	2,769,534	2,521,566
Education	1,112,556	972,117	-	-	1,112,556	972,117
Health and welfare	1,293,650	764,810	-	-	1,293,650	764,810
Economic development	756,688	553,264	-	-	756,688	553,264
Highways and streets	-	-	-	-	-	-
Nondepartmental	-	-	-	-	-	-
Interest and fiscal charges	313,024	384,690	-	-	313,024	384,690
FOCUS	-	-	21,245	-	21,245	-
Rock quarry	-	-	2,310,280	2,724,555	2,310,280	2,724,555
<b>Total expenses</b>	<b>\$ 50,113,356</b>	<b>\$ 46,916,568</b>	<b>\$ 2,331,525</b>	<b>\$ 2,724,555</b>	<b>\$ 52,444,881</b>	<b>\$ 49,641,123</b>
Excess (deficiency) before special items and transfers	\$ 1,808,225	\$ 4,073,397	\$ 1,131,021	\$ 687,650	\$ 2,939,246	\$ 4,761,047
Special item - Courthouse settlement	-	825,000	-	-	-	825,000
Special item - Gain on sale of capital assets	944,370	-	-	-	944,370	-
Transfers	989,861	687,650	(989,861)	(687,650)	-	-
<b>Increase in net assets</b>	<b>\$ 3,742,456</b>	<b>\$ 5,586,047</b>	<b>\$ 141,160</b>	<b>\$ -</b>	<b>\$ 3,883,616</b>	<b>\$ 5,586,047</b>

## Expenses and Program Revenues - Governmental Activities

Chart 1



The Statement of Activities on page 26 shows that the County's total revenues, including charges for services, operating grants and contributions, capital grants and contributions, and general revenues, increased to \$55.4 million, or 1.8 percent, from the prior year.

Certain County programs are authorized to charge for services provided to its constituents. For the County as a whole, the charges for services remained relatively unchanged (an increase of 0.5 percent) from fiscal year 2010 to fiscal year 2011. Further, the County receives both operating and capital grants and contributions from state and federal governments as well as other non-government individuals and businesses. The operating grants and contributions, \$2.7 million, are used to fund the general operations of certain programs of the County. The operating grants increased from the prior year by \$560,017 (26.7 percent). The majority of this increase is due to completion of road paving projects funded with state C-Funds. Capital grants and contributions fund the purchase of capital assets and improvements. During 2011, the County received \$4.2 million to fund such capital projects compared to the \$4.3 million received for fiscal year 2010, a 2.3 percent decrease. The majority of this decrease is related to a reduction of revenue for the Airport runway project in 2011, offset by an increase in revenue related to construction of the shell building. Property tax revenues increased by \$1.1 million, due to increased assessed values.

Total program expenses increased \$2.8 million, (5.6 percent), composed primarily of a \$1.9 million increase in public safety and a \$1.3 million increase in transportation expenses, offset by a \$1.3 million decrease in general government expenses. Increases in public safety expenses resulted from a one-time pass-through grant, increased cost of the contracts with the municipalities to provide fire protection services in the unincorporated areas of the County and an increase in personnel in the detention center. Increase in transportation expenses are a result of a more active road paving program in 2011. The decrease in general government expense is a result of reclassifying the direct aid payments to outside agencies to the appropriate functions. For example, payments made under contracts for fire protection have been reclassified to public safety. The net expense, (difference between program revenues and program expenses), for all programs and services increased 6.5 percent from the previous year, due to increased expenses noted above.

The analysis in Figure 2 provides more detailed information on the governmental and business-type activities separately.

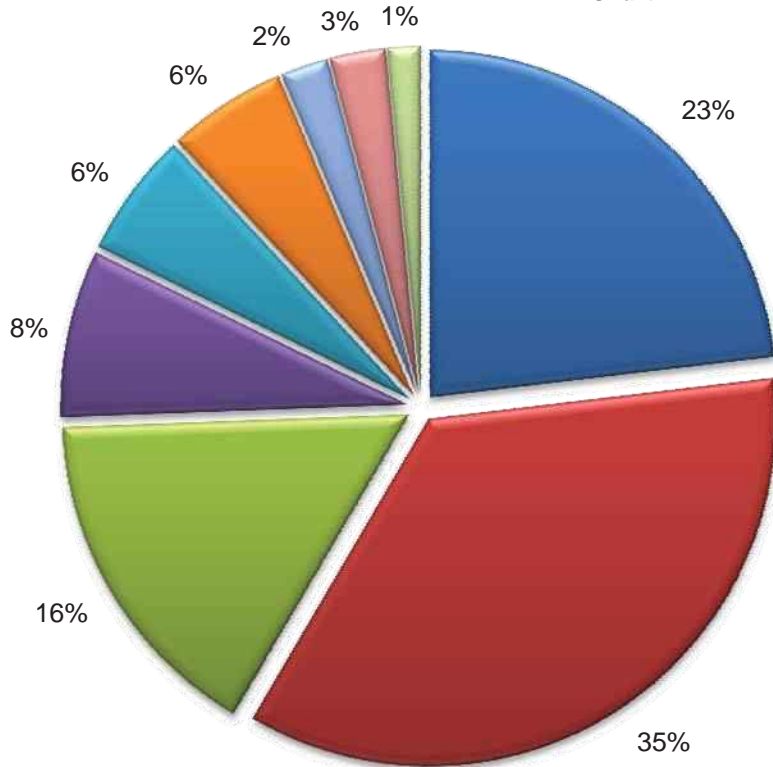
### **Governmental Activities**

Net assets of the County's governmental activities increased by approximately \$3.7 million to \$145.1 million, or by 2.6 percent from 2010 to 2011. Fiscal year 2010-2011 operations resulted in an increase of \$3.7 million in net assets due to a combination of greater than expected property tax revenues, a large gain related to the sale of land, and less than expected expenditures. The governmental activities unrestricted net assets at June 30, 2011 totaled \$28.7 million, an increase from the prior year of \$11.6 million. In addition to the \$3.7 million increase in net assets from fiscal year 2010-2011 operations, \$4 million of assets categorized as restricted were used to purchase assets held for resale which are included in the unrestricted net assets category. Certain other net assets were reclassified from restricted to unrestricted.

The cost of all governmental activities this year was \$50.1 million compared to \$46.9 million last year due to the increases in public safety and transportation expenses noted previously.

### Expenses by Program - Governmental Activities

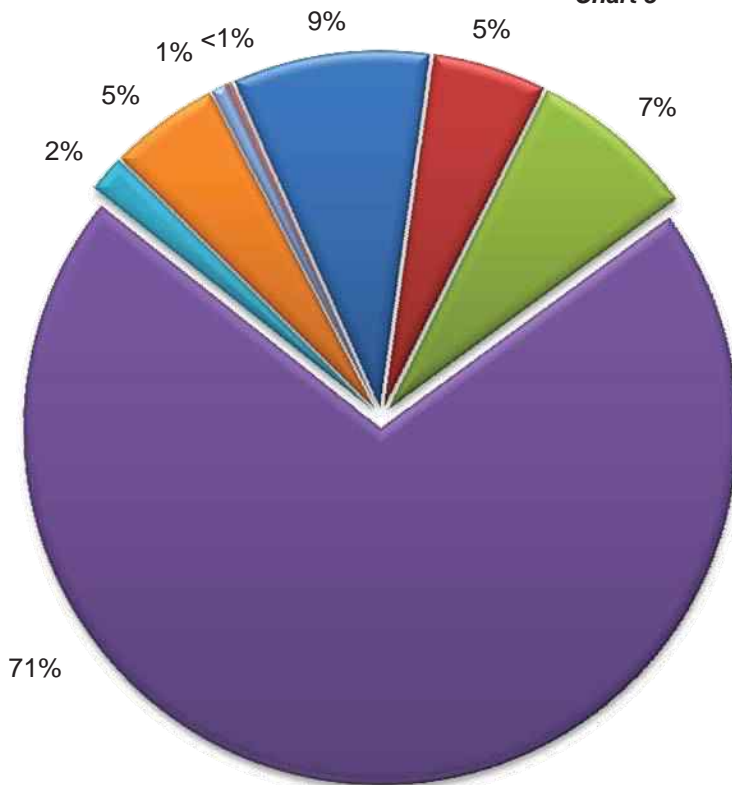
Chart 2



General government,	\$11,515,584
Public safety,	\$17,597,428
Transportation,	\$7,945,478
Public works,	\$3,892,013
Culture and recreation,	\$2,917,401
Judicial services,	\$2,769,534
Education,	\$1,112,556
Health and welfare,	\$1,293,650
Economic development,	\$756,688

### Revenues by Source - Governmental Activities

Chart 3



Charges for services,	\$4,623,458
Operating grants and contributions,	\$2,658,014
Capital grants and contributions,	\$3,943,974
Property taxes,	\$36,735,928
Other taxes and licenses,	\$874,795
Unrestricted grants and contributions,	\$2,577,854
Unrestricted investments earnings,	\$370,259
Miscellaneous,	\$137,299



The amount that our taxpayers paid in County property taxes to finance these activities was only \$36.7 million. Some of the costs were paid either by those who directly benefited from the programs, (\$4.6 million), through charges for services, or other governments and organizations that subsidized certain programs with both operating and capital grants and contributions (\$6.6 million). Overall, the County's governmental program revenues, consisting of both fees for services and intergovernmental aid, increased from \$10.8 million in 2010 to \$11.2 million in 2011, principally based on the increase in operating grants and contributions for road paving projects.

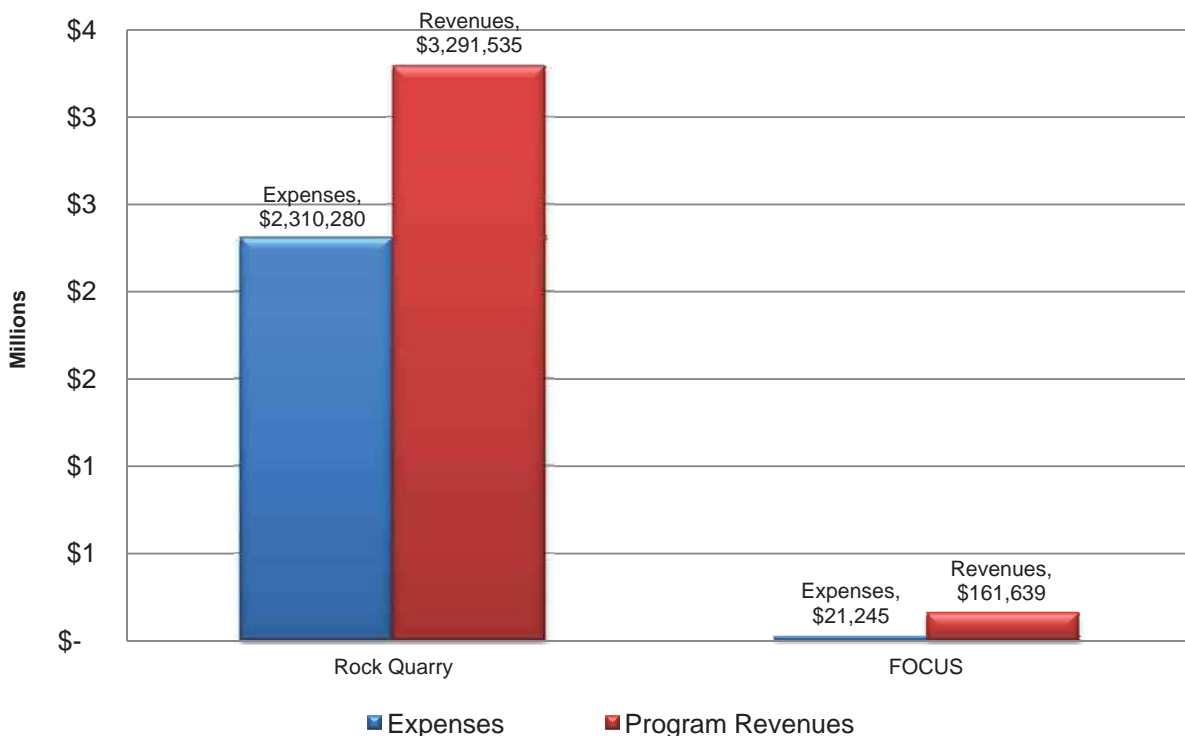
### Business-type Activities

Total net assets of the business-type activities increased by \$141,160, or 2.4 percent. This increase is due to the establishment of a new business-type program to account for the construction and operation of a broadband network to provide "middle mile" fiber optic infrastructure in the County, the FOCUS (Fiber Optics Creating Unified Solutions) project. This program is being partially funded by a recovery act grant. There was no change in the total net assets for the Rock Quarry because \$100,000 of the increase in net assets was transferred to the Bridge and Culvert Capital Project Fund and the remaining increase was transferred to the General Fund. The increase in Rock Quarry net assets before the transfer was \$990,506.

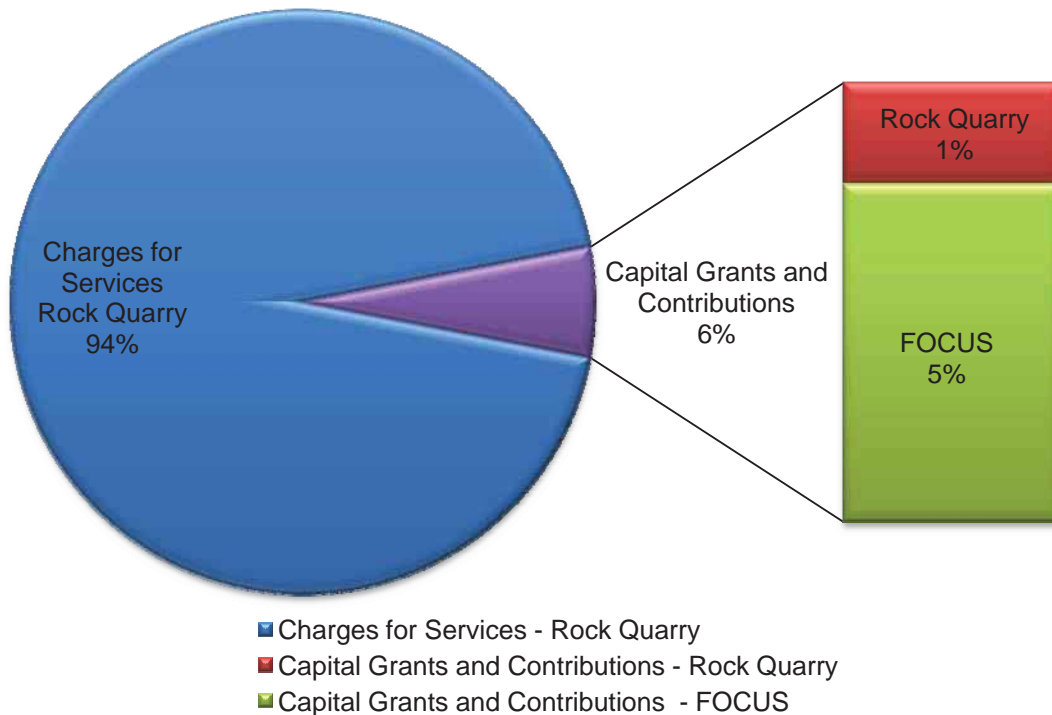
Fiscal year 2010-2011 business-type activities revenue increased by \$50,341, or 1.5 percent, over fiscal year 2009-2010, resulting from a gain on the sale of a Rock Quarry asset. The continued depressed construction industry resulted in a decrease in sales at the Rock Quarry of \$162,016, which was offset by the \$161,639 capital grant received for the FOCUS program. The business-type activities expenses decreased 14.4 percent, or \$393,030. This is primarily due to the change in inventory levels between the years and a decrease in depreciation related to equipment at the Rock Quarry being fully depreciated in the prior year.

### Expenses and Program Revenues - Business-type Activities

Chart 4



**Program Revenues by Source - Business-type Activities**  
*Chart 5*



**FUND FINANCIAL ANALYSIS**

As described earlier, the County has to include detailed reports for its governmental and proprietary funds as well as the General Fund Budgetary Comparison Schedule. These statements begin on page 59.

**Governmental Funds**

At completion of fiscal year 2010-2011, the County's governmental funds reported total fund balances of \$57.5 million, which was an increase over last year's total by \$12.5 million. This increase was primarily related to bond proceeds, offset by expenditures of capital project fund balances. Total governmental revenues remained relatively constant, with an increase of \$64,313, or 0.1 percent. Total governmental funds expenditures increased \$6.3 million, or 12.4 percent, from prior year, related to increases in the General Fund, Capital Projects, Debt Service and Miscellaneous Special Revenue Funds.

The chief operating and major fund of the County is the General Fund. At the end of the fiscal year, the unassigned fund balance of the General Fund was \$13 million, while its total fund balance was \$25.2 million. As a measure of the General Fund's liquidity, it may be useful to compare both unassigned fund balance and total fund balance to total fund expenditures. The unassigned fund balance represents 32.4 percent of the total General Fund expenditures, while the total fund balance represents 62.7 percent of that same amount. The General Fund revenues have decreased by \$497,090 due to decreases in State Aid to Subdivisions and National Forestry Funds, offset by a \$433,835 increase in property taxes related to an increase in assessed property values. General Fund expenditures increased 4.5 percent, due primarily to the reassessment contract.

The Emergency Services Protection District Fund accounts for the activities of a special tax district established in 2007 to provide emergency services for the unincorporated areas of the County including fire, rescue, and hazardous materials squads. The June 30, 2011 fund balance was \$2.1 million, a

decrease of \$5,253 from the June 30, 2010 fund balance.

The Capital Projects Fund accounts for the acquisition and construction of capital assets. The June 30, 2011 fund balance was \$20.3 million, a net increase of \$5.1 million from the June 30, 2010 fund balance. Bond proceeds of \$17 million for the detention center were offset by \$9.7 million of expenditures related to the courthouse renovation, Westminster emergency services building, road paving, airport runway extension and other smaller capital projects as well as a \$4.1 million transfer to the newly created Economic Development Capital Projects Fund.

The Economic Development Capital Projects Fund accounts for property taxes, grants and other funding sources restricted or designated for the acquisition and development of economic development infrastructure. This fund was created by transferring \$4.1 million previously held in the Capital Projects Fund. The revenue collected in fiscal year 2010-2011 from the mill dedicated to economic development, \$523,410, was transferred from the General Fund to this fund as well. Utility Tax Credit revenue of \$1 million was recognized during the year related to the construction of the shell building and purchase of the Echo Hills Property. In total, \$4 million was used to acquire these assets held for resale.

### **Proprietary Funds**

The County created a new proprietary fund to account for the construction and operation of a fiber optic network financed by a federal recovery act grant. This broadband project has been named FOCUS (Fiber Optics Creating Unified Solutions). The County also maintains a proprietary fund for the Rock Quarry operations. The total net assets for the proprietary funds at June 30, 2011 were \$6 million of which \$5.9 million related to the Rock Quarry. The Rock Quarry transferred \$100,000 to the Bridge and Culvert Capital Projects Fund and the remaining increase in net assets was transferred to the General Fund therefore, there was no change in the Rock Quarry net assets from the previous year. The FOCUS Fund net assets increased \$141,160, due to current year activity. See analysis of business-type activities above for further discussion of revenues and expenses for proprietary funds.

### **General Fund Budgetary Highlights**

In the 2011 adopted budget, the General Fund's original budget totaled \$42,068,202. Rollovers and encumbrances from the 2010 fiscal year increased this amount \$1,299,170.

By the end of the year, General Fund actual revenues totaled \$41,607,204; \$477,363 more than budgeted due to property tax revenues being greater than expected. Actual expenditures totaled \$40,131,854, thus creating a budget variance in total expenditures of \$1,882,284, of which \$759,388 was encumbered at year-end for open purchase orders which carry over into the new fiscal year. The remaining difference between actual and budgeted expenditures is composed of a number of other items including savings on medical care for the detention center by using less expensive medications, vacancies in the detention center, unspent allocations to the volunteer fire stations that carryover from year-to-year, and unspent contingency funds.

## **CAPITAL ASSET AND DEBT ADMINISTRATION**

### **Capital Assets**

The County's investment in capital assets for its governmental and business-type activities as of June 30, 2011, totals \$119.6 million (net of accumulated depreciation and depletion). These assets include land, buildings and improvements, vehicles and equipment, construction in progress, infrastructure, and mineral interests. The net increase (including additions and deductions) is \$4.9 million, or 4.3 percent, over last year. The increase is due to the numerous capital projects expenditures.

**Oconee County's Capital Assets  
Net of Accumulated Depreciation**

**Figure 3**

	<b>Governmental Activities</b>		<b>Business-Type Activities</b>		<b>Total Primary Government</b>	
	<b>2011</b>	<b>2010</b>	<b>2011</b>	<b>2010</b>	<b>2011</b>	<b>2010</b>
Land	\$ 3,049,554	\$ 2,982,537	\$ 27,891	\$ 27,891	\$ 3,077,445	\$ 3,010,428
Infrastructure Land Rights	36,373,688	35,876,356	-	-	36,373,688	35,876,356
Construction in Progress	8,447,135	4,761,107	189,903	-	8,637,038	4,761,107
Building and Improvements	33,588,705	29,879,588	331,567	357,882	33,920,272	30,237,470
Equipment and Vehicles	11,605,792	13,159,717	1,336,942	1,590,485	12,942,734	14,750,202
Infrastructure	24,314,443	25,687,245	-	-	24,314,443	25,687,245
Mineral Interests	-	-	309,684	316,566	309,684	316,566
<b>Total</b>	<b>\$ 117,379,317</b>	<b>\$ 112,346,550</b>	<b>\$ 2,195,987</b>	<b>\$ 2,292,824</b>	<b>\$ 119,575,304</b>	<b>\$ 114,639,374</b>

Major capital asset transactions during the year include:

- Continuation of the Airport's runway extension and parallel taxiway airport improvement project, \$1.9 million;
- Completion of the Oconee County Emergency Services building located in Westminster, \$1.6 million;
- Completed renovations to the courthouse, \$2.2 million;
- Construction of infrastructure for the Pointe West project, \$856,948; and
- Construction of the new Strawberry Farms Manned Convenience Center, \$594,965.

Additional information on the County's capital assets can be found in Note 5 on pages 47 - 48 of the basic financial statements.

**Long-term Debt**

As of June 30, 2011, the County had outstanding a total bonded debt of approximately \$22.4 million, all of which is backed by the full faith and credit of the County.

**Oconee County's Outstanding Debt  
Figure 4**

	<b>Governmental Activities</b>		<b>Business-Type Activities</b>		<b>Total</b>	
	<b>2011</b>	<b>2010</b>	<b>2011</b>	<b>2010</b>	<b>2011</b>	<b>2010</b>
General obligation bonds	\$ 22,365,381	\$ 6,465,000	\$ -	\$ -	\$ 22,365,381	\$ 6,465,000
Capital lease obligations	617,659	912,932	-	-	617,659	912,932
Special source revenue bonds	3,500,000	3,500,000	-	-	3,500,000	3,500,000
<b>Total</b>	<b>\$ 26,483,040</b>	<b>\$ 10,877,932</b>	<b>\$ -</b>	<b>\$ -</b>	<b>\$ 26,483,040</b>	<b>\$ 10,877,932</b>

During the fiscal year, the County issued general obligation bonds of \$17 million to finance the construction of a new detention center. As part of that process, the County's credit rating was reviewed by Moody's and Standard & Poor's. Each rating agency interprets the County's data slightly different resulting in possibly different ratings. In spite of the economic recession, the County's existing general obligation bond ratings were reaffirmed as follows: Standard and Poor's as "AA-/Stable"; and Moody's Investors Service as "Aa2". These stable bond ratings are a clear indication of the continued sound

financial condition of the County and are a primary factor in keeping interest costs low on the County's outstanding debt. In addition to the detention center bonds, the County issued \$5.3 million of refunding bonds to take advantage of lower interest rates.

The State of South Carolina limits the amount of general obligation debt that a unit of government can issue to 8 percent of the total assessed value of taxable property located within that government's boundaries. The legal debt margin, (amount of general obligation debt that the County could borrow without a referendum), for the County is approximately \$21 million, which is a 38 percent decrease from the prior year, due to the additional borrowing.

The special source revenue bonds will be repaid solely with specific fee in lieu taxes. Repayment of these bonds will begin in fiscal year 2012 and will end in 2025. An interest only payment for these bonds was made in fiscal year 2011. Special source revenue bonds do not affect above stated bonded debt limits.

Further, the capital lease obligations at the close of 2011 totaled \$617,659. This amount consists of the remaining balance outstanding for the capital lease for purchasing equipment for the unincorporated fire districts. The final payment for the unincorporated fire equipment lease will be in 2013.

The enterprise fund does not have any existing or pending bonded debt or capital leases.

Additionally, the County maintains two closed municipal solid waste (MSW) landfills and two open construction and demolition (C&D) waste landfills. A portion of the long-term liabilities includes an estimate for the closure and post-closure care cost of these landfills. During 2011, the estimated liability was decreased due to lower estimates of closure and post-closure costs related to a general decrease in the cost of construction. The balance of the estimated liability for closure and post-closure care costs at June 30, 2011 equaled \$4 million, a decrease of \$912,179, or 18.4 percent.

Included in the long-term liabilities are the compensated absences, which consist of accrued accumulated unpaid vacation time, earned by County employees. The estimated long-term liability for annual leave is \$1,179,493 for the governmental funds and \$72,539 for the enterprise funds.

Additional information regarding the County's long-term debt obligations can be found in Note 6 on pages 48 - 51 of this report.

## **ECONOMIC FACTORS AND NEXT YEAR'S BUDGET AND RATES**

The economic contraction continues to impact Oconee County, although there are signs of improvement. The unemployment rate, as of October 2011, was 9.5 percent which was lower than the State average of 10.5 percent and the 10.7 percent rate of unemployment in Oconee County in October 2010. Oconee County has made significant investments in economic development including the purchase of land for a new commerce park and construction of a shell building in the Oconee County Commerce Center. These investments combined with our proximity to Clemson University, the outstanding natural beauty of our mountains and lakes, an excellent school system, and our workforce's outstanding work ethic have placed the County in an excellent position for future growth.

The budget for fiscal year 2011-2012 provides for the maintenance of County operations at the same level as 2010-2011, with a decrease in operational millage of 2.2 mills. Debt service millage increased 4.1 mills, due to increased debt service requirements. Overall, the millage rate increased 1.9 mills. The General Fund budget for 2011-2012 totals \$43,143,640 a 2.6 percent increase from the 2010-2011 adopted budget. The total of local, state, and federal revenues in the General Fund are expected to remain relatively stable in spite of the economic downturn, which has affected revenues such as building permits, deed recording fees, airport fuel sales, interest income, and the amount of State Aid to Subdivisions, which is expected to be \$350,000 less than 2010-2011. The 2011-2012 budget includes a capital lease of \$1.6 million and a reduction of fund balance in accordance with the County's fund balance policy of \$552,236.

## **REQUESTS FOR INFORMATION**

This report is designed to provide an overview of the County's finances for those with an interest in this area. Questions concerning any of the information found in this report or requests for additional information should be directed to:

Assistant County Administrator for Administrative Services and Finance  
Oconee County Finance Department  
415 South Pine Street  
Walhalla, South Carolina 29691

## **BASIC FINANCIAL STATEMENTS**

*This page is intentionally left blank.*



**GOVERNMENT-WIDE FINANCIAL STATEMENTS**

*This page is intentionally left blank.*

OCONEE COUNTY, SOUTH CAROLINA  
STATEMENT OF NET ASSETS  
JUNE 30, 2011

	Governmental Activities	Business-type Activities	Total
<b>Assets</b>			
Cash	\$ 20,194,408	\$ 3,938,085	\$ 24,132,493
Investments	30,539,360	-	30,539,360
Receivables:			
Taxes - net	1,085,098	-	1,085,098
Accounts	744,843	243,899	988,742
Intergovernmental	3,303,410	4,261	3,307,671
Accrued interest receivable	57,375	643	58,018
Inventories	186,514	353,630	540,144
Prepaid items	1,132,591	-	1,132,591
Unamortized bond issue costs	187,611	-	187,611
Seized property	103,160	-	103,160
Assets held for sale	6,734,248	-	6,734,248
Capital assets - not being depreciated	47,870,377	217,794	48,088,171
Capital assets - net of accumulated depreciation	69,508,940	1,978,193	71,487,133
	<u>\$ 181,647,935</u>	<u>\$ 6,736,505</u>	<u>\$ 188,384,440</u>
<b>Liabilities</b>			
Accounts payable	\$ 2,874,668	\$ 41,600	\$ 2,916,268
Bank overdrafts	188,688	-	188,688
Retainage payable	671,606	-	671,606
Accrued payroll liabilities	171,921	7,348	179,269
Unearned revenue	121,105	-	121,105
Accrued interest payable	94,708	-	94,708
Internal balances	(533,964)	533,964	-
Long-term liabilities:			
Due within one year	3,364,110	20,990	3,385,100
Due in more than one year	29,579,127	92,443	29,671,570
	<u>36,531,969</u>	<u>696,345</u>	<u>37,228,314</u>
<b>Net Assets</b>			
Invested in capital assets, net of related debt	109,846,322	2,195,987	112,042,309
Restricted for:			
Public safety	3,263,249	-	3,263,249
Capital projects	1,972,648	-	1,972,648
Debt service	1,247,886	-	1,247,886
Culture and recreation	78,871	-	78,871
Other purposes	44,944	-	44,944
Unrestricted	28,662,046	3,844,173	32,506,219
	<u>145,115,966</u>	<u>6,040,160</u>	<u>151,156,126</u>
	<u>\$ 181,647,935</u>	<u>\$ 6,736,505</u>	<u>\$ 188,384,440</u>

The accompanying notes are an integral part of the financial statements.

OCONEE COUNTY, SOUTH CAROLINA  
STATEMENT OF ACTIVITIES  
FOR THE YEAR ENDED JUNE 30, 2011

Functions/Programs	Program Revenues			Net (Expense) Revenue and Changes in Net Assets			
	Expenses	Charges for Services	Operating Grants and Contributions	Capital Grants and Contributions	Governmental Activities	Business-type Activities	Total
<b>Primary Government</b>							
<b>Governmental activities</b>							
General government	\$ 11,515,584	\$ 682,115	\$ 6,502	\$ -	\$ (10,826,967)	\$ -	\$ (10,826,967)
Public safety	17,597,428	581,997	885,860	329,403	(15,800,168)	-	(15,800,168)
Transportation	7,945,478	689,700	1,175,246	2,149,672	(3,930,860)	-	(3,930,860)
Public works	3,892,013	1,186,979	43,783	-	(2,661,251)	-	(2,661,251)
Culture and recreation	2,917,401	376,308	76,800	226,932	(2,237,361)	-	(2,237,361)
Judicial services	2,769,534	1,106,359	185,523	-	(1,477,652)	-	(1,477,652)
Education	1,112,556	-	-	-	(1,112,556)	-	(1,112,556)
Health and welfare	1,293,650	-	233,800	-	(1,059,850)	-	(1,059,850)
Economic development	756,688	-	50,500	1,237,967	531,779	-	531,779
Unallocated interest expense	313,024	-	-	-	(313,024)	-	(313,024)
	<u>50,113,356</u>	<u>4,623,458</u>	<u>2,658,014</u>	<u>3,943,974</u>	<u>(38,887,910)</u>	<u>-</u>	<u>(38,887,910)</u>
<b>Business-type activities</b>							
FOCUS	21,245	-	-	161,639	-	140,394	140,394
Rock quarry	2,310,280	3,242,740	-	48,795	-	981,255	981,255
	<u>2,331,525</u>	<u>3,242,740</u>	<u>-</u>	<u>210,434</u>	<u>-</u>	<u>1,121,649</u>	<u>1,121,649</u>
<b>Total primary government</b>	<u>\$ 52,444,881</u>	<u>\$ 7,866,198</u>	<u>\$ 2,658,014</u>	<u>\$ 4,154,408</u>	<u>\$ (38,887,910)</u>	<u>\$ 1,121,649</u>	<u>\$ (37,766,261)</u>

General Revenues	Property taxes levied for:	General purposes	Public safety	Debt service	Capital projects	Economic development	Education	Other taxes and licenses	Unrestricted grants and contributions	Unrestricted investment earnings	Miscellaneous	Special Item - Gain on Sale of Land	Transfers	Total general revenues, special items and transfers	Change in net assets	Net assets - beginning of year	Net assets - end of year
		\$ 32,118,906	1,363,946	1,114,313	523,518	523,410	1,091,835	874,795	2,577,854	370,259	137,299	944,370	989,861	42,630,366	3,742,456	141,373,510	\$ 145,115,966
		-	-	-	-	-	-	-	-	9,372	-	-	(989,861)	(980,489)	141,160	5,899,000	\$ 6,040,160
																	\$ 151,156,126

The accompanying notes are an integral part of the financial statements.

**FUND FINANCIAL STATEMENTS**

*This page is intentionally left blank.*

OCONEE COUNTY, SOUTH CAROLINA  
BALANCE SHEET  
GOVERNMENTAL FUNDS  
JUNE 30, 2011

	General	Emergency Services Protection District	Capital Projects	Economic Development	Other Governmental Funds	Total Governmental Funds
<b>Assets</b>						
Cash	\$ 7,114,859	\$ 2,118,211	\$ 4,699,479	\$ 2,183,409	\$ 4,078,450	\$ 20,194,408
Investments	14,133,032	-	16,406,328	-	-	30,539,360
Receivables						
Taxes - net	978,560	34,305	-	-	72,233	1,085,098
Accounts	685,537	-	-	-	59,306	744,843
Intergovernmental	942,028	-	1,786,411	-	574,971	3,303,410
Accrued interest receivable	57,375	-	-	-	-	57,375
Advances to other funds	1,463,964	-	-	-	-	1,463,964
Prepays	330,155	-	-	37,500	764,936	1,132,591
Inventories	186,514	-	-	-	-	186,514
Seized assets	-	-	-	-	103,160	103,160
Assets held for sale	2,754,025	-	-	3,980,223	-	6,734,248
	<u>\$ 28,646,049</u>	<u>\$ 2,152,516</u>	<u>\$ 22,892,218</u>	<u>\$ 6,201,132</u>	<u>\$ 5,653,056</u>	<u>\$ 65,544,971</u>
<b>Liabilities</b>						
Accounts payable	\$ 2,401,879	\$ -	\$ 267,544	\$ 102,923	\$ 102,322	\$ 2,874,668
Bank overdrafts	-	-	-	-	188,688	188,688
Retainage payable	164,359	-	482,077	-	25,170	671,606
Accrued payroll liabilities	170,276	124	-	-	1,521	171,921
Deferred revenue						
Property taxes	727,479	24,865	-	-	53,307	805,651
Intergovernmental	-	-	1,786,411	-	426,327	2,212,738
Other	10,005	-	-	-	103,160	113,165
Unearned revenues	-	-	88,591	-	32,514	121,105
Advances from other funds	-	-	-	750,000	180,000	930,000
	<u>3,473,998</u>	<u>24,989</u>	<u>2,624,623</u>	<u>852,923</u>	<u>1,113,009</u>	<u>8,089,542</u>
<b>Fund Balances</b>						
<b>Nonspendable</b>						
Inventories	186,514	-	-	-	-	186,514
Prepays	330,155	-	-	37,500	764,936	1,132,591
Assets held for resale	2,754,025	-	-	3,980,223	-	6,734,248
Long-term portion of receivables	119,587	-	-	-	-	119,587
Long-term portion of advances	1,434,609	-	-	-	-	1,434,609
<b>Restricted</b>						
Public safety	-	2,127,527	-	-	767,609	2,895,136
Debt service	-	-	-	-	1,218,659	1,218,659
Capital projects	-	-	18,762,434	-	-	18,762,434
Culture and recreation	-	-	-	-	78,871	78,871
Other purposes	-	-	-	-	44,944	44,944
<b>Assigned</b>						
Solid waste reserve	2,811,628	-	-	-	-	2,811,628
Health care reserve	3,215,644	-	-	-	-	3,215,644
Subsequent year's budget	1,311,624	-	-	-	-	1,311,624
Capital projects	-	-	1,505,161	1,330,486	1,069,648	3,905,295
Transportation	-	-	-	-	679,329	679,329
Public safety	-	-	-	-	2,535	2,535
Education	-	-	-	-	133,467	133,467
Unassigned	13,008,265	-	-	-	(219,951)	12,788,314
	<u>25,172,051</u>	<u>2,127,527</u>	<u>20,267,595</u>	<u>5,348,209</u>	<u>4,540,047</u>	<u>57,455,429</u>
	<u>\$ 28,646,049</u>	<u>\$ 2,152,516</u>	<u>\$ 22,892,218</u>	<u>\$ 6,201,132</u>	<u>\$ 5,653,056</u>	<u>\$ 65,544,971</u>

The accompanying notes are an integral part of the financial statements.

OCONEE COUNTY, SOUTH CAROLINA  
 RECONCILIATION OF THE TOTAL GOVERNMENTAL FUNDS BALANCE SHEET TO  
 THE STATEMENT OF NET ASSETS  
 JUNE 30, 2011

Fund Balances - Total Governmental Funds	\$ 57,455,429
Amounts reported for governmental activities in the statement of net assets are different because:	
Capital assets used in governmental activities are not financial resources and, therefore, are not reported in the governmental funds.	117,379,317
Resources received but reflected as deferred revenues in fund statements	3,131,554
Other assets used in governmental activities are not financial resources and, therefore, not reported in the governmental funds:	
Deferred charge on debt issuance costs, net of accumulated amortization	187,611
Long-term liabilities, including bonds payable, are not due and payable in the current period and, therefore, are not reported in the governmental funds.	
General obligation bonds	(22,365,381)
Capital lease obligation	(617,659)
Special source revenue bonds	(3,500,000)
Other post-employment benefits	(1,245,446)
Post-closure care liabilities	(4,035,258)
Compensated absences	(1,179,493)
Accrued interest payable	(94,708)
	<u>(33,037,945)</u>
Net Assets of Governmental Activities	<u>\$ 145,115,966</u>

The accompanying notes are an integral part of the financial statements.



OCONEE COUNTY, SOUTH CAROLINA  
STATEMENT OF REVENUES, EXPENDITURES AND CHANGES IN FUND BALANCES  
GOVERNMENTAL FUNDS  
FOR THE YEAR ENDED JUNE 30, 2011

	General	Emergency Services Protection District	Capital Projects	Economic Development	Other Governmental Funds	Total Governmental Funds
<b>Revenues</b>						
Property taxes	\$ 33,103,802	\$ 1,358,776	\$ -	\$ -	\$ 2,203,680	\$ 36,666,258
Other taxes	-	-	-	-	634,857	634,857
Intergovernmental	3,429,861	-	804,844	-	2,010,305	6,245,010
Licenses, permits and fees	2,649,168	-	-	-	-	2,649,168
Fines and forfeitures	397,693	-	-	-	124,378	522,071
Charges for services	1,449,809	-	-	-	-	1,449,809
Interest and investment income	358,726	-	5,703	-	5,831	370,260
Miscellaneous and other	218,145	-	-	1,030,000	333,682	1,581,827
	<u>41,607,204</u>	<u>1,358,776</u>	<u>810,547</u>	<u>1,030,000</u>	<u>5,312,733</u>	<u>50,119,260</u>
<b>Expenditures</b>						
<b>Current</b>						
General government	12,476,761	-	87,678	-	1,061	12,565,500
Public safety	13,596,957	1,017,594	-	-	1,086,036	15,700,587
Transportation	4,566,985	-	-	-	189,664	4,756,649
Public works	3,771,339	-	-	-	40,558	3,811,897
Culture and recreation	2,461,420	-	-	-	461,535	2,922,955
Judicial services	2,412,446	-	-	-	99,324	2,511,770
Education	-	-	-	-	1,049,556	1,049,556
Health and welfare	579,338	-	-	-	139,200	718,538
Economic development	266,608	-	-	221,686	257,000	745,294
Capital outlay	-	-	9,454,728	130,866	286,328	9,871,922
<b>Debt service</b>						
Principal retirement	-	295,273	-	-	1,960,000	2,255,273
Interest and fiscal charges	-	27,662	-	-	365,874	393,536
Bond issuance costs	-	-	143,807	-	52,100	195,907
	<u>40,131,854</u>	<u>1,340,529</u>	<u>9,686,213</u>	<u>352,552</u>	<u>5,988,236</u>	<u>57,499,384</u>
Excess (Deficiency) of Revenues Over Expenditures	1,475,350	18,247	(8,875,666)	677,448	(675,503)	(7,380,124)
<b>Other Financing Sources (Uses)</b>						
Sale of capital assets	57,868	-	-	-	-	57,868
Issuance of bonds	-	-	17,000,000	-	-	17,000,000
Issuance of refunding bonds	-	-	-	-	5,300,000	5,300,000
Premiums on long-term debt issued	-	-	-	-	981,266	981,266
Payments to refunding bond escrow agent	-	-	-	-	(5,411,024)	(5,411,024)
Transfers in	1,124,637	-	320,000	4,670,761	1,166,920	7,282,318
Transfers out	(1,883,872)	(23,500)	(4,268,636)	-	(116,449)	(6,292,457)
	<u>(701,367)</u>	<u>(23,500)</u>	<u>13,051,364</u>	<u>4,670,761</u>	<u>1,920,713</u>	<u>18,917,971</u>
<b>Special Items</b>						
Gain on sale of land	-	-	944,370	-	-	944,370
Net Change in Fund Balances	773,983	(5,253)	5,120,068	5,348,209	1,245,210	12,482,217
Fund Balances - Beginning of Year	24,398,068	2,132,780	15,147,527	-	3,294,837	44,973,212
Fund Balances - End of Year	<u>\$ 25,172,051</u>	<u>\$ 2,127,527</u>	<u>\$ 20,267,595</u>	<u>\$ 5,348,209</u>	<u>\$ 4,540,047</u>	<u>\$ 57,455,429</u>

The accompanying notes are an integral part of the financial statements.

OCONEE COUNTY, SOUTH CAROLINA  
 RECONCILIATION OF THE STATEMENT OF REVENUES, EXPENDITURES  
 AND CHANGES IN FUND BALANCES OF GOVERNMENTAL FUNDS  
 TO THE STATEMENT OF ACTIVITIES  
 FOR THE YEAR ENDED JUNE 30, 2011

Net Change in Fund Balances - Total Governmental Funds		\$ 12,482,217
<p>Amounts reported for governmental activities in the statement of activities are different because:</p>		
<p>Governmental funds report capital outlay as expenditures. However, in the statement of activities, the cost of those assets is allocated over their estimated useful lives and reported as depreciation expense. This is the amount by which capital outlay exceeded depreciation in the current period.</p>		
Capital outlay	10,984,370	
Depreciation expense	<u>(6,281,962)</u>	4,702,408
<p>In the statement of activities, only the loss on the sale of assets is reported whereas in the governmental funds, the proceeds from the sale increase financial resources. Thus, the change in net assets differs from the change in fund balances by the net book value of the assets sold or contributed:</p>		
Net book value of asset donations	771,182	
Net book value of asset dispositions	(371,000)	
Proceeds from sale of capital assets	<u>(69,823)</u>	330,359
<p>Revenues in the statement of activities that do not provide current financial resources are not reported as revenues in the funds.</p>		
Property taxes	69,672	
Intergovernmental revenues	<u>974,500</u>	1,044,172
<p>Repayment of debt principal is an expenditure in the governmental funds, but the repayment reduces long-term liabilities in the statement of net assets.</p>		
<p>Principal repayments:</p>		
General obligation bonds	1,960,000	
Capital lease obligation	<u>295,273</u>	2,255,273
<p>Proceeds from debt issues are an other financing source in the funds, but a debt issue increases long-term liabilities in the statement of net assets.</p>		(22,300,000)
<p>Deferred bond costs are recorded as expenditures in the governmental funds.</p>		195,907
<p>Bond premiums are recorded as revenue in the governmental funds.</p>		(981,266)
<p>Refunding bond payments are recorded as expenditures in the governmental funds.</p>		5,411,024
<p>Some expenses recorded in the statement of activities do not require the use of current financial resources and, therefore, are not reported as expenditures in governmental funds.</p>		
Amortization of bond premiums	27,578	
Amortization of deferred refunding costs	(17,717)	
Amortization of bond issuance costs	(8,296)	
Compensated absences	9,843	
Net post-employment benefit obligation	(374,286)	
Post-closure care expense	<u>912,179</u>	549,301
<p>In the statement of activities, interest is accrued on outstanding bonds, whereas in governmental funds, interest is expensed when due.</p>		<u>53,061</u>
Change in Net Assets of Governmental Activities		<u>\$ 3,742,456</u>

The accompanying notes are an integral part of the financial statements.

OCONEE COUNTY, SOUTH CAROLINA  
STATEMENT OF NET ASSETS  
PROPRIETARY FUNDS  
JUNE 30, 2011

ASSETS			
	FOCUS	Rock Quarry	Total
Current Assets			
Cash	\$ 455,706	\$ 3,482,379	\$ 3,938,085
Receivables			
Accounts - net of allowance of \$97,740	-	243,899	243,899
Intergovernmental	4,261	-	4,261
Accrued interest receivable	-	643	643
Inventories	-	353,630	353,630
Total Current Assets	<u>459,967</u>	<u>4,080,551</u>	<u>4,540,518</u>
Capital Assets			
Land	-	27,891	27,891
Construction in progress	189,903	-	189,903
Buildings	-	544,786	544,786
Equipment and vehicles	28,645	5,719,913	5,748,558
Other capital assets	-	529,934	529,934
	<u>218,548</u>	<u>6,822,524</u>	<u>7,041,072</u>
Less accumulated depreciation and depletion	<u>(1,444)</u>	<u>(4,843,641)</u>	<u>(4,845,085)</u>
Total Capital Assets	<u>217,104</u>	<u>1,978,883</u>	<u>2,195,987</u>
Total Assets	<u>\$ 677,071</u>	<u>\$ 6,059,434</u>	<u>\$ 6,736,505</u>
LIABILITIES AND NET ASSETS			
Current Liabilities			
Accounts payable	\$ 1,947	\$ 39,653	\$ 41,600
Accrued payroll liabilities	-	7,348	7,348
Compensated absences	-	20,990	20,990
Total Current Liabilities	<u>1,947</u>	<u>67,991</u>	<u>69,938</u>
Noncurrent Liabilities			
Advances from other funds	533,964	-	533,964
Net post-employment benefit obligation	-	40,894	40,894
Compensated absences	-	51,549	51,549
Total Noncurrent Liabilities	<u>533,964</u>	<u>92,443</u>	<u>626,407</u>
Total Liabilities	<u>535,911</u>	<u>160,434</u>	<u>696,345</u>
Net Assets			
Investments in capital assets	217,104	1,978,883	2,195,987
Unrestricted net assets	<u>(75,944)</u>	<u>3,920,117</u>	<u>3,844,173</u>
Total Net Assets	<u>141,160</u>	<u>5,899,000</u>	<u>6,040,160</u>
Total Liabilities and Net Assets	<u>\$ 677,071</u>	<u>\$ 6,059,434</u>	<u>\$ 6,736,505</u>

The accompanying notes are an integral part of the financial statements.

OCONEE COUNTY, SOUTH CAROLINA  
STATEMENT OF REVENUES, EXPENSES AND CHANGES IN NET ASSETS  
PROPRIETARY FUNDS  
FOR THE YEAR ENDED JUNE 30, 2011

	FOCUS	Rock Quarry	Total
Operating Revenues			
Outside customer sales	\$ -	\$ 3,242,140	\$ 3,242,140
Miscellaneous operating revenues	-	600	600
	<u>-</u>	<u>3,242,740</u>	<u>3,242,740</u>
Operating Expenses			
Salaries and fringe benefits	-	849,804	849,804
Supplies	10,435	365,014	375,449
Electricity and natural gas	-	62,130	62,130
Petroleum, oil and lubricants	-	195,758	195,758
Water and sewer	-	4,949	4,949
Machinery, equipment repairs and maintenance	-	450,478	450,478
Building and grounds maintenance	-	5,510	5,510
Professional services	3,100	4,553	7,653
Miscellaneous	6,266	42,418	48,684
Depreciation and depletion	1,444	329,666	331,110
	<u>21,245</u>	<u>2,310,280</u>	<u>2,331,525</u>
Net Operating Income	<u>(21,245)</u>	<u>932,460</u>	<u>911,215</u>
Nonoperating Revenues (Expenses)			
Grants	161,639	-	161,639
Gain on disposal of assets	-	48,795	48,795
Interest income	121	9,251	9,372
	<u>161,760</u>	<u>58,046</u>	<u>219,806</u>
Increase in Net Assets, Before Transfers	140,515	990,506	1,131,021
Transfers in	645	-	645
Transfers out	-	(990,506)	(990,506)
Change in Net Assets	141,160	-	141,160
Net Assets - Beginning of Year	-	5,899,000	5,899,000
Net Assets - End of Year	<u>\$ 141,160</u>	<u>\$ 5,899,000</u>	<u>\$ 6,040,160</u>

The accompanying notes are an integral part of the financial statements.

OCONEE COUNTY, SOUTH CAROLINA  
STATEMENT OF CASH FLOWS  
PROPRIETARY FUNDS  
FOR THE YEAR ENDED JUNE 30, 2011

	FOCUS	Rock Quarry	Total
Cash Flows Provided (Used) by Operating Activities			
Cash received from customers	\$ -	\$ 3,231,906	\$ 3,231,906
Cash paid to suppliers for goods and services	(17,854)	(1,242,150)	(1,260,004)
Cash paid to or for the benefit of employees	-	(860,151)	(860,151)
	<u>(17,854)</u>	<u>1,129,605</u>	<u>1,111,751</u>
Cash Flows from Noncapital Financing Activities			
Proceeds from interfund advance	533,964	-	533,964
Transfers from other funds	645	-	645
Transfers to other funds	-	(990,506)	(990,506)
	<u>534,609</u>	<u>(990,506)</u>	<u>(455,897)</u>
Cash Flows Provided (Used) by Capital and Related Financing Activities			
Acquisition of capital assets	(218,548)	(15,725)	(234,273)
Intergovernmental grants	157,378	-	157,378
Proceeds from sale of capital assets	-	48,795	48,795
	<u>(61,170)</u>	<u>33,070</u>	<u>(28,100)</u>
Cash Flows from Investing Activities			
Interest income	121	9,366	9,487
	<u>121</u>	<u>9,366</u>	<u>9,487</u>
Net Increase in Cash	455,706	181,535	637,241
Cash - Beginning of Year	-	3,300,844	3,300,844
Cash - End of Year	<u>\$ 455,706</u>	<u>\$ 3,482,379</u>	<u>\$ 3,938,085</u>
Reconciliation of Operating Loss to Net Cash Used by Operating Activities:			
Net operating income	\$ (21,245)	\$ 932,460	\$ 911,215
Adjustments to reconcile net operating loss to net cash used by operating activities			
Depreciation and depletion	1,444	329,666	331,110
(Increase) decrease in assets			
Accounts receivable	-	(10,834)	(10,834)
Inventories	-	(95,161)	(95,161)
Increase (decrease) in liabilities			
Accounts payable	1,947	(16,179)	(14,232)
Accrued payroll liabilities	-	(21,948)	(21,948)
Compensated absences	-	2,810	2,810
Net post-employment benefit obligation	-	8,791	8,791
Net Cash Used by Operating Activities	<u>\$ (17,854)</u>	<u>\$ 1,129,605</u>	<u>\$ 1,111,751</u>

The accompanying notes are an integral part of the financial statements.

OCONEE COUNTY, SOUTH CAROLINA  
STATEMENT OF FIDUCIARY ASSETS AND LIABILITIES  
AGENCY FUNDS  
JUNE 30, 2011

## Assets

Cash	\$ 10,271,429
Taxes receivable - net	<u>2,127,798</u>
	<u>\$ 12,399,227</u>

## Liabilities

Due to other taxing districts and agencies	<u>\$ 12,399,227</u>
	<u>\$ 12,399,227</u>

The accompanying notes are an integral part of the financial statements.

OCONEE COUNTY, SOUTH CAROLINA  
NOTES TO FINANCIAL STATEMENTS  
JUNE 30, 2011

**NOTE 1 - SUMMARY OF SIGNIFICANT ACCOUNTING POLICIES**

**Nature of Operations**

Oconee County operates under a council-administrator form of government. For financial statement purposes, the County has divided its operations into the functions of the general government, public safety, transportation, public works, culture and recreation, judicial services, education, health and welfare, and economic development.

The primary government financial statements of Oconee County have been prepared in conformity with accounting principles generally accepted in the United States of America (GAAP) as applied to governmental units. The Governmental Accounting Standards Board (GASB) is the accepted standard-setting body for establishing governmental accounting and financial reporting principles. The County also applies Financial Accounting Standards Board (FASB) statements and interpretations issued on or before November 30, 1989, to its governmental and business-type activities and to its proprietary funds provided they do not conflict with or contradict GASB pronouncements. The more significant of the government's accounting policies are described below.

**Reporting Entity**

Oconee County, South Carolina - the primary government - is a political subdivision of the State of South Carolina. A five-member council elected from single-member districts governs it. These financial statements present all the fund types of the County. Component units are legally separate entities that meet any one of the following criteria: (1) the County appoints a voting majority of the board of the entity and is able to impose its will on the entity and/or is in a relationship of financial benefit or burden with the entity, (2) the entity is fiscally dependent upon the County and is in a relationship of financial benefit or burden with the County, or (3) the financial statements would be misleading if data from the entity were not included. Component units may be presented by two different methods. Blended component units, although legally separate entities, are, in substance, part of the County's operations. Discretely presented component units are reported in a separate column in the combined financial statements to emphasize that they are legally separate from the County. The County has no blended or discretely presented component units.

Keowee Fire District and the School District of Oconee County were included last year as discretely presented component units because they were fiscally dependent on the County to approve the tax levy portion of their budgets each year. Oconee County has elected to early implement GASB Statement 61, *The Financial Reporting Entity: Omnibus an Amendment of GASB Statements No. 14 and No. 34*, which adds the requirement that in addition to meeting the fiscal dependency criterion, a financial benefit or burden relationship also must be present in order for a potential component unit to be included in the financial reporting entity. No such relationship exists between Oconee County and either Keowee Fire District or the School District of Oconee County so they are no longer included as component units.

**Basis of Presentation**

The County's basic financial statements consist of government-wide statements, including a statement of net assets and a statement of activities, and fund financial statements which provide a more detailed level of financial information.

OCONEE COUNTY, SOUTH CAROLINA  
NOTES TO FINANCIAL STATEMENTS - Continued  
JUNE 30, 2011

**NOTE 1 - SUMMARY OF SIGNIFICANT ACCOUNTING POLICIES - Continued**

**Basis of Presentation - Continued**

**Government-wide financial statements**

The statement of net assets and the statement of activities display information about the County as a primary government. These statements include the financial activities of the primary government, except for fiduciary funds and component units that are fiduciary in nature. For the most part, the effect of interfund activity has been removed from the statements. The statements distinguish between those activities of the County that are governmental and those that are considered business-type activities.

The statement of net assets presents the financial condition of the governmental and business-type activities for the County at year-end. The statement of activities presents a comparison between direct expenses and program revenues for each program or function of the County's governmental activities and for the business-type activities of the County. Direct expenses are those that are specifically associated with a service, program or department and, therefore, clearly identifiable to a particular function. Program revenues include charges paid by the recipient for the goods or services offered by the program, grants and contributions that are restricted to meeting the operational or capital requirements of a particular program and interest earned on grants that is required to be used to support a particular program. Revenues which are not classified as program revenues are presented as general revenues of the County, with certain limited exceptions. The comparison of direct expenses with program revenues identifies the extent to which each business segment or governmental function is self-financing or draws from the general revenues of the County.

**Fund financial statements**

During the year, the County segregates transactions related to certain County functions or activities in separate funds in order to aid financial management and to demonstrate legal compliance. Fund financial statements are designed to present financial information of the County at this more detailed level. The focus of governmental and enterprise fund financial statements is on major funds. Each major fund is presented in a separate column. Nonmajor funds are aggregated and presented in a single column. Fiduciary funds are reported by type.

The County reports the following governmental fund types:

**General Fund** - The General Fund is the government's primary operating fund. It accounts for all financial resources of the general government, except those required to be accounted for in another fund.

**Special Revenue Funds** - The special revenue funds are used to account for and report the proceeds of specific revenue sources that are restricted, committed or assigned to expenditures for specified purposes other than capital projects or debt service. The County has the following major special revenue funds:

- 1) Emergency Services Protection District - is used to account for funds restricted to provide fire, rescue, HAZMAT, and emergency management services within the unincorporated areas of the County.



OCONEE COUNTY, SOUTH CAROLINA  
NOTES TO FINANCIAL STATEMENTS - Continued  
JUNE 30, 2011

**NOTE 1 - SUMMARY OF SIGNIFICANT ACCOUNTING POLICIES - Continued**

**Basis of Presentation - Continued**

**Fund financial statements - continued**

**Capital Projects Funds** - The Capital Projects Funds are used to account for and report financial resources that are restricted, committed or assigned for the acquisition of capital assets or construction of major capital facilities. The County has the following major capital projects funds:

- 1) Capital Projects Fund - is used to account for funds to be used for the acquisition of capital equipment or construction of major capital facilities.
- 2) Economic Development Fund - is used to account for the acquisition and construction of facilities or infrastructure for the promotion of economic development within the County.

**Debt Service Funds** - The debt service fund is used to account for and report financial resources that are restricted, committed or assigned for the payment of, general long-term debt principal and interest and related costs.

The County reports the following major enterprise funds:

The Rock Quarry accounts for the activities of the County's rock quarry operations.

The FOCUS accounts for the activities of the County's broadband operations.

Additionally, the County reports the following fund type:

**Fiduciary Fund** – Fiduciary fund reporting focuses on net assets and changes in net assets. The fiduciary fund category is split into four classifications: pension trust funds, investment trust funds, private-purpose trust funds and agency funds. The agency fund is custodial in nature (assets equals liabilities) and does not involve measurement of results of operations. The County's fiduciary fund category includes agency funds for education, clerk of court, family court, property taxes, magistrates, and others.

**Measurement Focus and Basis of Accounting**

**Government-wide financial statements**

The government-wide financial statements are reported using the *economic resources management focus* and the *accrual basis of accounting*, as are the proprietary fund and fiduciary fund financial statements. Revenues are recorded when earned and expenses are recorded when a liability is incurred, regardless of the timing of related cash flows. Property taxes are recognized as revenues in the year for which they are levied. Grants and similar items are recognized as revenue as soon as all eligibility requirements imposed by the provider have been met. All assets and liabilities associated with the operation of the County are included on the statement of net assets.

OCONEE COUNTY, SOUTH CAROLINA  
NOTES TO FINANCIAL STATEMENTS - Continued  
JUNE 30, 2011

**NOTE 1 - SUMMARY OF SIGNIFICANT ACCOUNTING POLICIES - Continued**

**Measurement Focus and Basis of Accounting - Continued**

**Government-wide financial statements - continued**

As a general rule the effect of interfund activity has been eliminated from the government-wide financial statements. Exceptions to this general rule are charges between the government's enterprise funds functions and various other functions of the government. Elimination of these charges would distort the direct costs and program revenues reported for the various functions concerned.

Amounts reported as *program revenues* include (1) charges to customers or applicants for goods, services, or privileges provided, (2) operating grants and contributions, and (3) capital grants and contributions. Internally dedicated resources are reported as *general revenues* rather than as program revenues. Likewise, general revenues include all taxes.

**Fund financial statements**

All governmental funds are accounted for using a flow of *current financial resources measurement focus* and the *modified accrual basis of accounting*. Revenues are recognized when they are both measurable and available. Revenues are considered to be *available* when they are collectible within the current period or soon enough thereafter to pay liabilities of the current period. For this purpose, the government considers revenues to be available if they are collected within sixty days of the end of the current fiscal period. Expenditures generally are recorded when a liability is incurred, as under accrual accounting. However, debt service expenditures, as well as expenditures related to compensated absences and claims and judgments, are recorded only when payment is due.

With this measurement focus, only current assets and current liabilities generally are included on the balance sheet. The statement of revenues, expenditures and changes in fund balances reports on the sources (i.e., revenues and other financing sources) and uses (i.e., expenditures and other financing uses) of current financial resources. This approach differs from the manner in which the governmental activities of the government-wide financial statements are prepared. Governmental fund financial statements therefore include a reconciliation with brief explanations to better identify the relationship between the government-wide statements and the statements for governmental funds.

Like the government-wide statements, all proprietary fund types are accounted for on a flow of economic resources measurement focus. All assets and all liabilities associated with the operation of these funds are included on the statement of net assets. The statement of changes in fund net assets presents increases (i.e., revenues) and decreases (i.e., expenses) in net total assets. The statement of cash flows provides information about how the County finances and meets the cash flow needs of its proprietary activities.

Proprietary funds distinguish operating revenues and expenses from nonoperating items. Operating revenues and expenses generally result from providing services and producing and delivering goods in connection with a proprietary fund's principal ongoing operations. The principal operating revenues of the County enterprise funds are charges to customers for sales and services. Operating expenses for enterprise funds include the cost of sales and services, administrative expenses, and depreciation on capital assets. All revenues and expenses not meeting this definition are reported as nonoperating revenues and expenses.

OCONEE COUNTY, SOUTH CAROLINA  
NOTES TO FINANCIAL STATEMENTS - Continued  
JUNE 30, 2011

**NOTE 1 - SUMMARY OF SIGNIFICANT ACCOUNTING POLICIES - Continued**

**Measurement Focus and Basis of Accounting - Continued**

**Fund financial statements - continued**

Agency funds have no measurement focus, but rather are custodial in nature (assets equal liabilities).

Basis of accounting determines when transactions are recorded in the financial records and reported on the financial statements. Government-wide financial statements are prepared using the accrual basis of accounting. Governmental funds use the modified accrual basis of accounting. Proprietary and fiduciary funds also use the accrual basis of accounting. Differences in the accrual and the modified accrual basis of accounting arise in the recognition of revenue, the recording of deferred revenue, and in the presentation of expenses versus expenditures.

**Revenue - exchange and non-exchange transactions**

Revenue resulting from exchange transactions, in which each party gives and receives essentially equal value, is recorded on the accrual basis when the exchange takes place. On a modified accrual basis, revenue is recorded in the fiscal year in which the resources are measurable and become available. Available means that the resources will be collected within the current fiscal year or are expected to be collected soon enough thereafter to be used to pay liabilities of the current fiscal year. For the County, available means expected to be received within sixty days of fiscal year-end.

Non-exchange transactions, in which the County receives value without directly giving equal value in return, include property taxes, grants, entitlements and donations. On an accrual basis, revenue from property taxes is recognized in the fiscal year for which the taxes are levied. Revenue from grants, entitlements and donations is recognized in the fiscal year in which all eligibility requirements have been satisfied. Eligibility requirements include timing requirements, which specify the year when the resources are required to be used or the year when use is first permitted, matching requirements, in which the County must provide local resources to be used for a specified purpose, and expenditure requirements, in which the resources are provided to the County on a reimbursement basis. On a modified accrual basis, revenue from non-exchange transactions must also be available before it can be recognized.

Under the modified accrual basis, the following revenue sources are considered to be both measurable and available at year-end: delinquent taxes, sales tax, grants, interest, fees and charges for services.

**Unearned revenue**

The County reports unearned revenue on its statement of net assets and governmental funds balance sheet. In both the government-wide and governmental fund statements, resources received that are "intended to finance" a future period are reported as unearned revenue. In subsequent periods, the liability for unearned revenue is removed from the statement of net assets and governmental funds balance sheet and revenue is recognized.

**Expenses/expenditures**

On the accrual basis of accounting, expenses are recognized at the time they are incurred.

OCONEE COUNTY, SOUTH CAROLINA  
NOTES TO FINANCIAL STATEMENTS - Continued  
JUNE 30, 2011

**NOTE 1 - SUMMARY OF SIGNIFICANT ACCOUNTING POLICIES - Continued**

**Measurement Focus and Basis of Accounting - Continued**

**Expenses/expenditures - continued**

The measurement focus of governmental fund accounting is on decreases in net financial resources (expenditures) rather than expenses. Expenditures are generally recognized in the accounting period in which the related fund liability is incurred, if measurable. Allocations of cost, such as depreciation and amortization, are not recognized in the governmental funds.

**Encumbrances**

Encumbrance accounting, under which purchase orders, contracts and other commitments for the expenditure of monies are recorded in order to reserve that portion of the applicable appropriation, is employed as an extension of formal budgetary integration in the General Fund. Encumbrances outstanding at year-end are reported as assigned fund balances and do not constitute expenditures or liabilities because the commitments will be reappropriated and honored during the subsequent year. The assigned fund balance for subsequent year's budget includes \$759,388 for outstanding encumbrances and \$552,236 for appropriation of existing unassigned fund balance at year-end to eliminate a deficit in next year's budget.

**Assets, Liabilities and Net Assets or Equity**

**Cash and investments**

Cash includes demand deposits as well as cash equivalents, short-term investments with a maturity date within three months of the date acquired by the County.

Investments with a readily determined fair value are stated at fair value which approximates cost. State statutes authorize the County to invest in obligations of the United States and its agencies, general obligations (not revenue obligations) of the State of South Carolina and its political subdivisions, savings and loan associations to the extent of federal insurance, certificates of deposits collaterally secured, repurchase agreements secured by the foregoing obligations, and the State Treasurer's Investment Pool. The State Treasurer's Investment Pool is a 2a7-like pool, which is not registered with the Securities and Exchange Commission (SEC), but has a policy that it will operate in a manner consistent with the SEC's Rule 2a7 of the Investment Company Act of 1940.

**Receivables**

All trade and property taxes receivable are shown net of an allowance for uncollectibles.

**Intergovernmental receivable**

Amounts due from federal grants represent reimbursable costs, which have been incurred by the County but have not been reimbursed by the grantor agency. Costs under grant programs are recognized as expenditures in the period in which they are incurred by the County.

OCONEE COUNTY, SOUTH CAROLINA  
NOTES TO FINANCIAL STATEMENTS - Continued  
JUNE 30, 2011

**NOTE 1 - SUMMARY OF SIGNIFICANT ACCOUNTING POLICIES - Continued**

**Assets, Liabilities and Net Assets or Equity - Continued**

**Inventories and prepaid assets**

The County's inventories consist of consumable supplies and processed rock. The inventory valuation methods used approximate cost. The costs of inventories are recorded as expenditures when consumed rather than when purchased or produced.

Certain payments to vendors reflect costs applicable to future accounting periods and are recorded as prepaid items.

**Capital assets**

Capital assets, which include property, equipment, and infrastructure assets (e.g., roads, bridges and similar items), are reported in the applicable governmental or business-type activities columns in the government-wide financial statements. Capital assets are defined by the County as assets with an initial, individual cost of \$5,000 or more and an estimated useful life in excess of two years. Such assets are recorded at historical cost or estimated historical cost, if purchased or constructed. Donated capital assets are recorded at estimated fair market value at the date of donation.

The costs of normal maintenance and repairs that do not add to the value of the asset or materially extend assets lives are not capitalized.

Major outlays for capital assets and improvements are capitalized as the projects are constructed. Interest incurred during the construction phase of proprietary capital assets is included as part of the capitalized value of the assets constructed.

All reported capital assets except land and site preparation are depreciated. Improvements are depreciated over the remaining useful lives of the related capital assets. Depreciation is computed using the straight-line method over the following useful lives:

<u>Assets</u>	<u>Years</u>
Infrastructure	25 - 45
Buildings and improvements	15 - 40
Equipment and vehicles	2 - 25

**Compensated absences**

It is the government's policy to permit employees to accumulate earned but unused vacation and sick pay benefits. No liability is reported for unpaid accumulated sick leave. Vacation pay is accrued when incurred in the government-wide and proprietary fund financial statements.

A liability for these amounts is reported in the governmental funds only if they have matured, for example, as a result of employee resignations and retirements.

**Interfund transactions**

Transactions among County's funds that would be treated as revenues and expenditures or expenses if they involved organizations external to County government are accounted for as revenues and expenditures or expenses in the funds involved.

OCONEE COUNTY, SOUTH CAROLINA  
NOTES TO FINANCIAL STATEMENTS - Continued  
JUNE 30, 2011

**NOTE 1 - SUMMARY OF SIGNIFICANT ACCOUNTING POLICIES - Continued**

**Assets, Liabilities and Net Assets or Equity - Continued**

**Interfund transactions - continued**

Transactions which constitute reimbursements to a fund for expenditures initially made from it which are properly applicable to another fund are recorded as expenditures in the reimbursing fund and as reductions of expenditures in the reimbursed fund.

Transactions, which constitute the transfer of resources from a fund receiving revenues to a fund through which the revenues are to be expended, are separately reported in the respective fund's operating statements.

Activity between funds that are representative of lending/borrowing arrangements at the end of the fiscal year are referred to as "due to/from other funds" in the fund financial statements. Any residual balances outstanding between the governmental activities and business-type activities are reported in the government-wide financial statements as "internal balances".

Noncurrent portions of long-term interfund loan receivables are reported as advances within the governmental funds and are reported as nonspendable fund balance.

**Long-term obligations**

In the government-wide financial statements, long-term debt and other long-term obligations are reported as liabilities in the statement of net assets. Bond premiums and discounts, as well as issuance costs, are deferred and amortized over the lives of the bonds using the straight-line method. Bonds payable are reported net of the applicable bond premium or discount. Bond issuance costs are reported as deferred charges and amortized over the term of the related debt.

In the fund financial statements, governmental fund types recognize bond premiums and discounts, as well as bond issuance costs, during the current period. The face amount of debt issued is reported as other financing sources. Premiums received on debt issuances are reported as other financing sources while discounts on debt issuances are reported as other financing uses. Issuance costs, whether or not withheld from the actual debt proceeds received, are reported as expenditures.

**Fund equity**

The governmental fund financial statements present fund balances based on classifications that comprise a hierarchy that is based primarily on the extent to which the County is bound to honor constraints on the specific purposes for which amounts in the respective governmental funds can be spent. The classifications used in the governmental fund financial statements are as follows:

**Nonspendable** – This classification includes amounts that cannot be spent because they are either a) not in spendable form or b) are legally or contractually required to be maintained intact. The County has classified assets held for resale, inventories, prepaid items, and long-term portions of receivables and advances as being nonspendable as these items are not expected to be converted to cash or are not expected to be converted to cash within the next current fiscal year.

OCONEE COUNTY, SOUTH CAROLINA  
NOTES TO FINANCIAL STATEMENTS - Continued  
JUNE 30, 2011

**NOTE 1 - SUMMARY OF SIGNIFICANT ACCOUNTING POLICIES - Continued**

**Assets, Liabilities and Net Assets or Equity - Continued**

**Fund equity - continued**

**Restricted** - This classification includes amounts for which constraints have been placed on the use of the resources through either a) externally imposed by creditors (such as through a debt covenant), grantors, contributors, or laws or regulations of other governments or b) imposed by law through constitutional provisions or enabling legislation.

**Committed** - This classification includes amounts that can only be used for specific purposes pursuant to constraints determined by a formal action of the government's highest level of decision making authority, the County Council. These amounts cannot be used for any other purpose unless the County Council removes or changes the specified use by taking the same type of action that was employed when the funds were initially committed. This classification also includes contractual obligations to the extent that existing resources have been specifically committed for use in satisfying those contractual requirements.

**Assigned** - This classification includes amounts that are constrained by the County's intent to be used for a specific purpose but are neither restricted nor committed. This intent can be expressed by the County Council or by an official or body to which the County Council delegates authority. This classification also includes the remaining positive fund balance for all governmental funds except for the General Fund.

**Unassigned** - This classification includes the residual fund balance for the General Fund. The unassigned classification also includes negative residual fund balances of any other governmental fund that cannot be eliminated by the offsetting of assigned fund balance amounts.

The County would typically use restricted fund balances first, followed by committed resources and the assigned resources, as appropriate opportunities arise, but reserves the right to selectively spend unassigned resources first and to defer the use of these other classified funds.

County Council has established a policy to maintain a General Fund unassigned fund balance between 25 and 30 percent of regular budgeted General Fund expenditures.

Proprietary fund equity is classified the same as in the government-wide statements.

**Net assets**

Net assets represent the difference between assets and liabilities. Net assets invested in capital assets, net of related debt consists of capital assets, net of accumulated depreciation, reduced by the outstanding balances of any borrowing used for the acquisition, construction or improvements of those assets. Net assets are reported as restricted when there are limitations imposed on their use either through the enabling legislation adopted by the County or through external restrictions imposed by creditors, grantors, laws, or regulations of other governments.

**Restricted resources**

When both restricted and unrestricted resources are available for use, it is the County's policy to use restricted resources first, then unrestricted resources as needed.

OCONEE COUNTY, SOUTH CAROLINA  
NOTES TO FINANCIAL STATEMENTS - Continued  
JUNE 30, 2011

**NOTE 1 - SUMMARY OF SIGNIFICANT ACCOUNTING POLICIES - Continued**

**Assets, Liabilities and Net Assets or Equity - Continued**

**Extraordinary and special items**

Extraordinary items are transactions or events that are both unusual in nature and infrequent in occurrence. Special items are transactions or events that are within the control of County management and that are either unusual in nature or infrequent in occurrence. The County reported a special item for the sale of land originally intended for a materials recovery facility with Pickens and Anderson Counties.

**Use of estimates**

The financial statements include estimates and assumptions that affect the reported amounts of assets and liabilities, disclosure of contingent assets and liabilities, and the reported amounts of revenues and expenditures. Actual results could differ from these estimates.

**Reclassifications**

Certain amounts presented in prior year data have been reclassified in order to be consistent with the current year's presentation.

**Note 2 - Stewardship, Compliance and Accountability**

**Budgetary Information**

County Council adopts annual budgets for General Fund, Emergency Services Protection District, 911 Fund, State Accommodations Tax, Local Accommodations Tax, Sheriff's Victims' Assistance, Solicitor's Victims' Assistance, Library State Aid and Tri-County Tech revenue and expenditures prior to the beginning of each fiscal year. The adopted budgets specify expenditure limits appropriated to each County department. Budget amounts reflected in the accompanying financial statements represent the adopted budget and any revisions approved by transfer during the fiscal year. The County Administrator can approve transfers within departments. County Council must approve transfers between departments or funds. The budgets are prepared on a consistent basis of accounting with actual financial statement results, including significant accruals, to provide meaningful comparisons. The other special revenue funds are budgeted as grants are awarded and are budgeted on a project basis, therefore, some grants span over several years. The capital projects funds are budgeted on a project basis and some projects span over several years.

**Excess of Expenditures Over Appropriations**

For the year ended June 30, 2011, expenditures and other uses exceeded appropriations in the State Accommodations Tax fund and the Library State Aid fund.

**Deficit Fund Balances**

As of June 30, 2011, the County had deficit fund balances of \$33,713 in the Local Accommodation Tax fund and \$186,238 in the ARRA Funds fund.



OCONEE COUNTY, SOUTH CAROLINA  
NOTES TO FINANCIAL STATEMENTS - Continued  
JUNE 30, 2011

**NOTE 3 - CASH AND INVESTMENTS**

**Cash**

Custodial credit risk is the risk that in the event of bank failure, the County's deposits may not be returned to it. The County's policy regarding cash custodial credit risk is to require the banks with which the County maintains deposits to collateralize and, or insure the County's funds. As of June 30, 2011, the carrying amount of the County's deposits was \$34,209,697 and the bank balance was \$35,621,113. All of the County's deposits at year-end were covered by federal depository insurance or by collateral held in the pledging financial institutions' trust departments in the County's name. Petty cash funds of \$5,536 are reflected as cash.

**Investments**

As of June 30, 2011, the County has the following investments:

Investment Type	Fair Value	Investment Maturities (in years)		
		Less than 1	1-5	6-10
SC State Investment Pool	\$ 22,408,164	\$ 22,408,164	\$ -	\$ -
US Government Agency Obligations	8,131,196	119,726	2,004,585	6,006,885
	<u>\$ 30,539,360</u>	<u>\$ 22,527,890</u>	<u>\$ 2,004,585</u>	<u>\$ 6,006,885</u>

Interest rate risk is the risk that the market value of securities in the portfolio will fall due to changes in the market interest rates. The County's policy is to minimize interest rate risk by structuring the investment portfolio so that securities mature to meet cash requirements for ongoing operations thereby avoiding the need to sell securities in the open market, and investing operating funds primarily in shorter-term securities, liquid asset funds, money market funds, or similar investment pools limiting the average maturity in accordance with the County's requirements.

Credit risk is the risk that an issuer of an investment will not fulfill its obligations to the holder of the investment. The County's policy is to invest in only those securities allowed by state statutes and that are highly rated. The County's investments in U.S. Government Agency Obligations, including Federal Home Loan Bank (FHLB), Federal National Mortgage Association (FNMA), and Federal Home Loan Mortgage Corporation (FHLMC) were rated AAA by Standard and Poor's and Moody's Investors Services. As of June 30, 2011, Oconee County owned \$8,131,196 of government sponsored agency (GSE) debt securities. These bonds are the direct obligations of FHLB, FNMA and FHLMC which are rated AAA or equivalent by all rating agencies. The GSE's are directly or indirectly guaranteed by the US Treasury. The South Carolina Local Government Investment Pool is not rated, but generally investments in this pool are collateralized by debt securities in corporate obligations, state or political subdivision obligations of investment grade or higher quality and in federal agency securities.

Custodial credit risk is the risk that, in the event of a failure of the counterparty, the County may not be able to recover the value of investments, or collateral securities that are in possession of an outside party. The County's policy is to minimize custodial credit risk by limiting investments to the types of securities allowed by law; and pre-qualifying the financial institutions, broker/dealer, intermediaries and, and advisors with which the County will do business.

OCONEE COUNTY, SOUTH CAROLINA  
 NOTES TO FINANCIAL STATEMENTS - Continued  
 JUNE 30, 2011

**NOTE 3 - CASH AND INVESTMENTS - Continued**

Concentration of credit risk is the risk of loss attributable to the magnitude of the County's investment in a single issuer. The County's policy is to minimize the concentration of credit risk by diversifying the investment portfolio so that the impact of potential losses from any one type of security or issuer will be minimized, although there is no formal limit on the amount the County may invest in any one issuer.

**NOTE 4 - PROPERTY TAXES**

Property taxes are levied on the assessed value of real and personal property, excluding automobiles, as of December 31 of the calendar year preceding the fiscal year. The levy date for automobiles is the first day of the month in which the vehicle license expires and the tax is due by the end of the same month. Liens attach to the property at the time taxes are levied. Taxes are due without penalty, for real and personal property excluding automobiles, through January 15. After that time, penalties are added depending on the date paid as follows:

January 16 through February 1	3% of tax
February 2 through March 16	10% of tax
March 17 and thereafter	15% of tax plus cost

Property tax revenues are recognized when due or past due and collectible within the current period or soon enough thereafter (defined as sixty days) to pay liabilities of the current period. The County bills and collects its own property taxes, and also collects taxes for the Keowee Key Fire District and the School District. Collections of the County taxes and remittance of them to the Districts are accounted for in the agency funds. Also, the County collects taxes for surrounding municipalities.

Deferred revenue (property taxes) represents that portion of property taxes which is deemed not available to pay current expenditures. Property taxes receivable as of year-end for the government's individual major funds, nonmajor funds in the aggregate and agency funds including the applicable allowance for uncollectible accounts are as follows:

	General	Emergency Services Protection District	Nonmajor Governmental	Agency
Property taxes receivable	\$ 998,531	\$ 35,005	\$ 73,707	\$ 2,171,222
Less: Allowance	(19,971)	(700)	(1,474)	(43,424)
Net taxes receivable	\$ 978,560	\$ 34,305	\$ 72,233	\$ 2,127,798

OCONEE COUNTY, SOUTH CAROLINA  
NOTES TO FINANCIAL STATEMENTS - Continued  
JUNE 30, 2011

**NOTE 5 - CAPITAL ASSETS**

Primary government capital asset activity for the year ended June 30, 2011 was as follows:

<b>Governmental Activities</b>	Balance June 30, 2010	Additions	Deletions	Transfers	Balance June 30, 2011
Capital assets not being depreciated					
Land	\$ 2,982,537	\$ 67,017	\$ -	\$ -	\$ 3,049,554
Infrastructure land rights	35,876,356	497,332	-	-	36,373,688
Construction in progress	4,761,107	9,074,412	-	(5,388,384)	8,447,135
Total capital assets at historical cost not being depreciated	<u>43,620,000</u>	<u>9,638,761</u>	<u>-</u>	<u>(5,388,384)</u>	<u>47,870,377</u>
Capital assets being depreciated					
Buildings and improvements	42,005,249	98,645	51,789	4,936,035	46,988,140
Equipment and vehicles	35,620,660	1,744,296	1,541,017	(120,611)	35,703,328
Infrastructure	69,523,005	273,850	84,837	452,349	70,164,367
Other	46,675	-	-	-	46,675
Total capital assets at historical cost being depreciated	<u>147,195,589</u>	<u>2,116,791</u>	<u>1,677,643</u>	<u>5,267,773</u>	<u>152,902,510</u>
Less accumulated depreciation					
Buildings and improvements	(12,125,661)	(1,279,733)	(5,959)	-	(13,399,435)
Equipment and vehicles	(22,460,943)	(2,906,297)	(1,149,093)	120,611	(24,097,536)
Infrastructure	(43,835,760)	(2,095,932)	(81,768)	-	(45,849,924)
Other	(46,675)	-	-	-	(46,675)
Total accumulated depreciation	<u>(78,469,039)</u>	<u>(6,281,962)</u>	<u>(1,236,820)</u>	<u>120,611</u>	<u>(83,393,570)</u>
Total capital assets being depreciated, net	<u>68,726,550</u>	<u>(4,165,171)</u>	<u>440,823</u>	<u>5,388,384</u>	<u>69,508,940</u>
Governmental activities capital assets, net	<u>\$ 112,346,550</u>	<u>\$ 5,473,590</u>	<u>\$ 440,823</u>	<u>\$ -</u>	<u>\$ 117,379,317</u>

Depreciation expense was charged to functions as follows:

General government	\$ 603,000
Public safety	1,864,285
Transportation	2,560,092
Public works	568,587
Culture and recreation	266,481
Judicial services	246,821
Health and welfare	153,871
Economic development	18,825
Total Governmental Activities Depreciation Expense	<u>\$ 6,281,962</u>

OCONEE COUNTY, SOUTH CAROLINA  
NOTES TO FINANCIAL STATEMENTS - Continued  
JUNE 30, 2011

**NOTE 5 - CAPITAL ASSETS - Continued**

<b>Business-type Activities</b>	Balance	Additions	Deletions	Transfers	Balance
	June 30, 2010				June 30, 2011
Capital assets not being depreciated					
Land	\$ 27,891	\$ -	\$ -	\$ -	\$ 27,891
Construction in progress	-	189,903	-	-	189,903
Total capital assets at historical cost not being depreciated	27,891	189,903	-	-	217,794
Capital assets being depreciated					
Buildings and improvements	544,786	-	-	-	544,786
Equipment and vehicles	5,648,121	44,370	64,544	120,611	5,748,558
Mineral interests	529,934	-	-	-	529,934
Total capital assets at historical cost being depreciated	6,722,841	44,370	64,544	120,611	6,823,278
Less accumulated depreciation					
Buildings and improvements	(186,904)	(26,315)	-	-	(213,219)
Equipment and vehicles	(4,057,636)	(297,913)	(64,544)	(120,611)	(4,411,616)
Mineral interests	(213,368)	(6,882)	-	-	(220,250)
Total accumulated depreciation	(4,457,908)	(331,110)	(64,544)	(120,611)	(4,845,085)
Total capital assets being depreciated, net	2,264,933	(286,740)	-	-	1,978,193
Business-type activities capital assets, net	\$ 2,292,824	\$ (96,837)	\$ -	\$ -	\$ 2,195,987

**NOTE 6 - LONG-TERM LIABILITIES**

**Changes in Long-term Liabilities**

<b>Governmental Activities</b>	Balance	Additions	Reductions	Balance	Due Within
	June 30, 2010			June 30, 2011	One Year
General obligation bonds	\$ 6,465,000	\$ 23,195,242	\$ 7,294,861	\$ 22,365,381	\$ 2,380,625
Capital lease obligations	912,932	-	295,273	617,659	304,220
Special source revenue bonds	3,500,000	-	-	3,500,000	185,000
Post-closure care costs	4,947,437	-	912,179	4,035,258	74,883
Annual leave	1,189,336	500,491	510,334	1,179,493	419,382
Net post employment benefit obligation	871,160	847,815	473,529	1,245,446	-
	\$ 17,885,865	\$ 24,543,548	\$ 9,486,176	\$ 32,943,237	\$ 3,364,110

OCONEE COUNTY, SOUTH CAROLINA  
NOTES TO FINANCIAL STATEMENTS - Continued  
JUNE 30, 2011

**NOTE 6 - LONG-TERM LIABILITES - Continued**

**Changes in Long-term Liabilities - Continued**

<b>Business-type Activities</b>	Balance 6/30/10	Additions	Reductions	Balance 6/30/11	Due Within One Year
Annual leave	\$ 69,729	\$ 60,741	\$ 57,931	\$ 72,539	\$ 20,990
Net post employment benefit obligation	32,103	34,590	25,799	40,894	-
	<u>\$ 101,832</u>	<u>\$ 95,331</u>	<u>\$ 83,730</u>	<u>\$ 113,433</u>	<u>\$ 20,990</u>

The General Fund has typically been used in prior years to liquidate the liability for compensated absences.

**Bonds**

Bonds payable at June 30, 2011 are comprised of the following individual issues:

<b>General Obligation Bonds</b>	Balance June 30, 2010	Additions	Reductions	Balance June 30, 2011	Due Within One Year
\$2,800,000 1996 Tri-County Tech Bonds due in annual installments of \$213,668 to \$284,580 for principal and interest through March 2011, interest at 4.65% to 6.60%	\$ 270,000	\$ -	\$ 270,000	\$ -	\$ -
\$8,000,000 2001 Courthouse Construction Bonds due in annual installments of \$692,980 to \$746,316 for principal and interest through September 2017, interest at 4.47%	4,885,000	-	4,885,000	-	-
\$5,000,000 2002 EMS Facility Construction Phase I Bonds due in annual installments of \$631,420 to \$748,935 for principal and interest through April 2012, interest at 3.20% to 3.80%	1,310,000	-	1,310,000	-	-
\$5,300,000 2010 Refunding Bond Bonds due in annual installments of \$6,900 to \$1,298,325 for principal and interest through March 2017, interest at 2.00% to 5.00%	-	5,300,000	820,000	4,480,000	1,235,000
\$17,000,000 Detention Center Bonds due in annual installments of \$16,600 to \$2,280,300 for principal and interest through October 2031, interest at 2.00% to 5.00%	-	17,000,000	-	17,000,000	1,165,000
Add: Premium on Bonds	-	981,266	27,578	953,688	-
Less: Deferred Loss on Refunding	-	(86,024)	(17,717)	(68,307)	(19,375)
	<u>\$ 6,465,000</u>	<u>\$ 23,195,242</u>	<u>\$ 7,294,861</u>	<u>\$ 22,365,381</u>	<u>\$ 2,380,625</u>

OCONEE COUNTY, SOUTH CAROLINA  
 NOTES TO FINANCIAL STATEMENTS - Continued  
 JUNE 30, 2011

**NOTE 6 - LONG-TERM LIABILITES - Continued**

**Bonds - Continued**

The annual requirements to amortize all general obligation bonds as of June 30, 2011, including interest payments, are as follows:

Year Ending June 30,	General Obligation Bonds		
	Principal	Interest	Total
2012	\$ 2,400,000	\$ 633,396	\$ 3,033,396
2013	2,515,000	681,700	3,196,700
2014	2,640,000	593,300	3,233,300
2015	1,875,000	500,300	2,375,300
2016	1,950,000	438,200	2,388,200
2017-2021	3,145,000	1,691,900	4,836,900
2022-2025	3,125,000	1,169,500	4,294,500
2026-2031	3,830,000	956,177	4,786,177
	<u>\$ 21,480,000</u>	<u>\$ 6,664,473</u>	<u>\$ 28,144,473</u>

Debt service funds of \$1,218,659 are available to service the general obligation bonds.

The general obligation bonds are secured by a pledge of the full faith, credit and taxing power of the County.

There are a number of limitations and restrictions contained in the various debt instruments. The County is in compliance with all significant limitations and restrictions including the legal debt limit imposed by Article X, Section 15 of the Constitution of the State of South Carolina, 1895, as amended.

**Current Refunding**

With regard to the \$5,300,000 in General Obligation Refunding Bonds, Series 2010, issued during fiscal year 2011, the proceeds were used to refund \$270,000, \$4,385,000 and \$670,000 of the outstanding 1996, 2001 and 2002 General Obligation Bonds, respectively and to pay certain bond issuance costs. The refunding was undertaken to reduce total future debt service payments. The reacquisition price exceeded the net carrying amount of the old debt by \$86,024. This amount is amortized over the refunded debt life, which is shorter than the new debt. The transaction also resulted in an economic gain of \$425,957 and a reduction of \$491,440 in future debt service payments.

**Capital Leases**

The County has entered into lease agreements as lessee for financing the acquisition of equipment. These lease agreements qualify as capital leases for accounting purposes and, therefore, have been recorded at the present value of the future minimum lease payments as of the date of their inception.

OCONEE COUNTY, SOUTH CAROLINA  
NOTES TO FINANCIAL STATEMENTS - Continued  
JUNE 30, 2011

**NOTE 6 - LONG-TERM LIABILITES - Continued**

**Capital Leases - Continued**

The following is an analysis of equipment leased under capital leases as of June 30, 2011:

Machinery and equipment and construction in progress	\$ 1,663,323
Less: Accumulated depreciation	<u>(1,498,359)</u>
	<u>\$ 164,964</u>

The following is a schedule of the future minimum lease payments under these capital leases, and the present value of the net minimum lease payments at June 30, 2011:

Fiscal Year Ending June 30,	Governmental Funds
2012	\$ 322,935
2013	<u>322,935</u>
Total minimum lease payments	645,870
Less: Amount representing interest	<u>(28,211)</u>
	<u>\$ 617,659</u>

**Special Source Revenue Bonds**

During 2010, the County issued special source revenue bonds payable of \$3,500,000 to finance the infrastructure improvements for the Pointe West project. These bonds are limited obligations of the County and are payable solely from the fee in lieu of tax revenues. The bonds are payable in annual installments through 2025 and have an annual interest rate of 4.6 percent. For the year ended June 30, 2011, \$145,049 of interest expense was charged as a direct expense of economic development.

Annual debt service requirements to maturity for the special source revenue bonds are as follows:

Year Ending June 30,	Special Source Revenue Bonds		
	Principal	Interest	Total
2012	\$ 185,000	\$ 161,000	\$ 346,000
2013	190,000	152,490	342,490
2014	200,000	143,750	343,750
2015	210,000	134,550	344,550
2016	220,000	124,890	344,890
2017-2021	1,260,000	463,220	1,723,220
2022-2025	<u>1,235,000</u>	<u>145,130</u>	<u>1,380,130</u>
	<u>\$ 3,500,000</u>	<u>\$ 1,325,030</u>	<u>\$ 4,825,030</u>

OCONEE COUNTY, SOUTH CAROLINA  
NOTES TO FINANCIAL STATEMENTS - Continued  
JUNE 30, 2011

**NOTE 7 - LANDFILL CLOSURE AND POST-CLOSURE CARE COSTS**

The County has recorded a liability in the government-wide statement of net assets for the total estimated closure and post-closure care costs for the portion of the landfills filled at June 30, 2011, calculated as follows:

	<u>MSW</u>	<u>C&amp;D I</u>	<u>C&amp;D II</u>	<u>Total</u>
Total estimated current closure and post-closure care cost	\$ 2,895,062	\$ 997,076	\$ 1,087,076	
Percentage of landfill capacity used to date	<u>100%</u>	<u>98%</u>	<u>15%</u>	
Reported liability for closure and post-closure care cost	<u>\$ 2,895,062</u>	<u>\$ 977,135</u>	<u>\$ 163,061</u>	<u>\$ 4,035,258</u>
Total estimated current closure and post-closure care cost remaining to be recognized	<u>\$ -</u>	<u>\$ 19,941</u>	<u>\$ 924,015</u>	
Landfill's approximate remaining life in years	<u>-</u>	<u>2</u>	<u>19</u>	

The County will recognize the remaining estimated cost of closure and post-closure care costs as the remaining capacity is filled.

The estimated total current cost of the landfill closure and post-closure care is based on the amount that would be paid if all equipment, facilities, and services required to close, monitor, and maintain the landfills were acquired as of June 30, 2011. However, the actual cost of closure and post-closure care may be higher due to inflation, changes in technology, or changes in landfill laws and regulations.

**NOTE 8 - EMPLOYEE BENEFITS**

**Retirement Plan**

Substantially all County employees are members of the South Carolina Retirement System, (SCRS) or the Police Officers Retirement System (PORS). These systems are cost-sharing multiple-employer plans administered by the Retirement Division of the State Budget and Control Board. The Plan offers retirement and disability benefits, cost of living adjustments on an ad hoc basis, and life and survivor benefits. The Plan's provisions are established under Title 9 of the South Carolina Code of Laws. The State is authorized by statute to establish and amend all plan provisions. Covered payroll was \$16,756,749, \$16,053,849, and \$16,231,313 for the years ended June 30, 2011, 2010 and 2009, respectively. Generally all employees are required to participate in the SCRS or PORS as a condition of employment.



OCONEE COUNTY, SOUTH CAROLINA  
NOTES TO FINANCIAL STATEMENTS - Continued  
JUNE 30, 2011

**NOTE 8 - EMPLOYEE BENEFITS - Continued**

**Retirement Plan - Continued**

Under South Carolina Retirement System (SCRS), employees are eligible for normal retirement with no reduction of benefits upon reaching age sixty-five with five years of vestment or completion of twenty-eight years credited service regardless of age. The benefit formula effective July 1, 1989, for the System is 1.82 percent of an employee's average final compensation multiplied by the number of years of credited service. An early retirement option with reduced benefits is available as early as age sixty. Employees are vested for a deferred annuity after five years service and qualify for a survivor's benefit upon completion of fifteen years credited service. A group-life insurance benefit equal to an active employee's annual rate of compensation is payable upon the death of an employee with a minimum of one year of credited service. Employees are required to contribute 6.5 percent of their salary for the year ended June 30, 2011 (6.5 percent for the years ended June 30, 2010 and 2009). The County is required to contribute 9.24 percent of employees' salary for the years ended June 30, 2011 (9.24 percent for the years ended June 30, 2010 and 2009). In addition, the County pays 0.15 percent of payroll for group life contributions.

PORS - Participating employees contribute 6.5 percent of their annual covered payroll. The County contributes on their behalf 10.65 percent of annual payroll plus an additional 0.2 percent of payroll for accidental death contributions and another 0.2 percent of payroll for group life contributions.

The Plans provide death and disability as well retirement benefits. Both employees and employers are required to contribute to the Plans at rates established under authority of Title 9 of the SC Code of Laws. Contribution information for the year ended June 30, 2011 and the two years prior were equal to the required contribution for each year-end are as follows:

	Employee Amount	Required Contributions % of Wages	Employer Amount	Required Contributions % of Wages	Total Contributions
<b>SCRS</b>					
June 30, 2011	\$ 728,278	6.50%	\$ 1,035,437	9.24%	\$ 1,763,715
June 30, 2010	693,886	6.50%	990,731	9.24%	1,684,617
June 30, 2009	687,492	6.50%	993,615	9.24%	1,681,107
<b>PORS</b>					
June 30, 2011	\$ 360,798	6.50%	\$ 617,795	10.65%	\$ 978,593
June 30, 2010	347,520	6.50%	569,398	10.65%	916,918
June 30, 2009	353,346	6.50%	582,783	10.65%	936,129

South Carolina Retirement System employees eligible for service retirement may participate in the Teacher and Retiree Incentive Program (TERI). TERI participants may retire and begin accumulating retirement benefits on a deferred basis without terminating employment for up to five years. Upon termination of employment or at the end of the TERI period, whichever is earlier, participants will begin receiving monthly service retirement benefits which will include any cost of living adjustments granted during the TERI period. During the TERI period, participants are eligible for the contributing retiree group life insurance benefit equaled to one year's salary, but are not eligible for disability retirement. Effective July 1, 2007, TERI participants who entered the program after July 1, 2006 are required to pay the same pre-tax contribution to SCRS during the TERI period, but do not earn service credit.

OCONEE COUNTY, SOUTH CAROLINA  
NOTES TO FINANCIAL STATEMENTS - Continued  
JUNE 30, 2011

**NOTE 8 - EMPLOYEE BENEFITS - Continued**

**Retirement Plan - Continued**

Ten year historical trend information presenting the retirement system's progress in accumulating sufficient assets to pay benefits when due is presented annually by the South Carolina Retirement System. A Comprehensive Annual Financial Report containing financial statements and required supplementary information for the South Carolina Retirement System is issued and publicly available by writing the South Carolina Retirement System, PO Box 11960, Columbia, SC 29211-1960.

**Deferred Compensation Plan**

The County offers its employees a deferred compensation plan created in accordance with Internal Revenue Code Section 457, which is administered and controlled by the State of South Carolina. The plan, available to all government employees, permits them to defer a portion of their salary until future years. Participation in the plan is optional. The deferred compensation is not available to employees until termination, retirement, death or unforeseeable emergency.

Great-West Retirement Services, PO Box 173764, Denver CO 80217-3764, (under state contract) is the program administrator of the 457 plan as well as the 401k plan and 401k Roth plan which are also available to County employees at their option.

**Other Post-Employment Healthcare Benefits (OPEB)**

**Plan description**

In addition to providing pension benefits through the South Carolina Retirement System, the County provides certain healthcare benefits for qualified retired employees who elect health care coverage through the County upon retirement. All covered County employees may maintain healthcare benefits if they have twenty years of service with the County and qualify for SCRS or PORS service retirement. An employee retiring with twenty years of service with the County and the SCRS or the PORS shall retain the County insurance benefits at reduced cost to the employee. If disabled as determined by SCRS or PORS, an employee may qualify with ten years of County employment. To remain covered, retired employees must pay all applicable premiums and elect Medicare parts A and B at age sixty-five, or sooner if eligible. For employees hired on or after July 1, 2010, eligibility under this plan ends upon their entitlement to Medicare, either through the attainment of the age of eligibility or because of disability.

Retirees may not convert the benefit into an in-lieu payment to secure coverage under independent plans. The cost of these benefits is recognized as an expenditure of the General Fund on a pay-as-you-go basis as provided for in the annual budget ordinance. These benefits will cease if funds are not available for appropriation. For fiscal year 2011, there were ninety-seven retirees who were covered under the County's group insurance plans and the total cost of retiree health and dental benefits was \$499,328 for the fiscal year.

The County does not issue separate audited financial statements for this plan.

OCONEE COUNTY, SOUTH CAROLINA  
NOTES TO FINANCIAL STATEMENTS - Continued  
JUNE 30, 2011

**NOTE 8 - EMPLOYEE BENEFITS - Continued**

**Other Post-Employment Healthcare Benefits (OPEB) - Continued**

**Funding policy and annual OPEB costs**

The County's annual OPEB cost (expense) is calculated based on the annual required contribution of the employer (ARC), an amount actuarially determined. The ARC represents a level of funding that, if paid on an ongoing basis is projected to cover normal costs each year and amortize any unfunded actuarial liabilities (or funding excess) over a period not to exceed thirty years. The following table shows the components of the County's annual OPEB costs for the year, the amount actuarially contributed to the plan, and changes in the County's net OPEB obligation for the post-employment health insurance benefits:

	General Government	Rock Quarry	Total
Annual required contribution	\$ 846,038	\$ 34,518	\$ 880,556
Interest on OPEB obligation	24,169	986	25,155
Adjustment to annual required contribution	<u>(22,392)</u>	<u>(914)</u>	<u>(23,306)</u>
Annual OPEB costs	847,815	34,590	882,405
Contributions made	<u>(473,529)</u>	<u>(25,799)</u>	<u>(499,328)</u>
Increase in net OPEB obligation	374,286	8,791	383,077
Net OPEB obligation - beginning of year	<u>871,160</u>	<u>32,103</u>	<u>903,263</u>
Net OPEB obligation - end of year	<u>\$ 1,245,446</u>	<u>\$ 40,894</u>	<u>\$ 1,286,340</u>

The County's annual OPEB cost, the percentage of annual OPEB cost contributed to the plan, and the net OPEB obligation for 2011 were as follows:

For the Year Ended June 30	Annual OPEB Cost	Employer Amount Contributed	Percentage of Annual OPEB Cost Contributed	Net OPEB Obligation
2011	\$ 882,405	\$ 499,328	56.59%	\$ 1,286,340
2010	882,276	721,461	81.77%	903,263
2009	855,300	457,104	53.44%	398,196

**Funding status and progress**

As of June 30, 2009, the most recent actuarial valuation date, the plan was not funded. The actuarial accrued liability for benefits and, thus, the unfunded actuarial accrued liability (UAAL) was \$14,201,310. The covered payroll (annual payroll of active employees covered by the plan) was \$16,053,849; the ratio of the UAAL to the covered payroll was 88.46 percent.

**Actuarial methods and assumptions**

Projections of benefits for financial reporting purposes are based upon the substantive plan (the plan as understood by the County and plan members) and include the types of benefits provided at the time of each valuation and historical pattern of sharing benefit costs between the County and plan members at that point. The actuarial methods and assumptions used include techniques that are designed to reduce the short-term volatility in actuarial accrued liabilities and the actuarial value assets, consistent with the long-term perspective of the calculations.

OCONEE COUNTY, SOUTH CAROLINA  
 NOTES TO FINANCIAL STATEMENTS - Continued  
 JUNE 30, 2011

**NOTE 8 - EMPLOYEE BENEFITS - Continued**

**Other Post-Employment Healthcare Benefits (OPEB) - Continued**

**Actuarial methods and assumptions - continued**

In the June 2009 actuarial valuation, the projected unit credit actuarial method was used. The actuarial assumptions included a 4.5 percent investment rate of return (net of administrative expenses), which is consistent with the investment return earned on the County's general assets, an annual medical cost trend decrease of 9.0 percent to 4.5 percent per year over nine years, and an annual dental cost trend of 4.5 percent per year. General inflation is assumed to be 3.0 percent per year. The actuarial value of assets was set equal to the reported market value of assets. The UAAL is being amortized as a level percent of payroll required to fully amortize the UAAL over an open thirty year period.

**NOTE 9 - SELF INSURED HEALTH INSURANCE**

The County is self insured for health and dental claims incurred by employees and/or their dependents and retirees, if they are enrolled in the plan. The plan establishes a "Stop Loss" of \$75,000 per person per contract year. Three individuals were excluded from this stop-loss coverage and had different specific deductibles. All retirees Medicare eligible are excluded from any stop-loss coverage. For fiscal year 2011, fifty-nine retirees were excluded. The estimated annual maximum cost to the County is \$5,294,828 for the year. At year-end claims due and payable equal approximately \$635,531 and are recorded as a liability and expenditure within the General Fund. The following indicates claims versus premiums for the past three fiscal years:

For the Year Ended June 30	Beginning Liability	Current Year Claims and Changes in Estimate	Claim Payments	Ending Liability
2011	\$ 584,570	\$ 5,264,878	\$ 5,213,917	\$ 635,531
2010	1,102,366	3,691,805	4,209,601	584,570
2009	587,776	4,626,019	4,111,429	1,102,366

**NOTE 10 - INTERFUND ASSETS AND LIABILITIES**

The balances of the interfund advances to/from at June 30, 2011 were as follows:

Receivable Fund	Payable Fund	Amount
General Fund	Local Accommodations Tax	\$ 180,000
General Fund	Economic Development	750,000
General Fund	FOCUS	533,964
		\$ 1,463,964

OCONEE COUNTY, SOUTH CAROLINA  
 NOTES TO FINANCIAL STATEMENTS - Continued  
 JUNE 30, 2011

**NOTE 10 - INTERFUND ASSETS AND LIABILITIES - Continued**

Advances are used for long-term interfund loans. The General Fund had three outstanding advances at June 30, 2011. One was a loan to the Local Accommodations Tax Fund which was used to fund the purchase of Stumphouse Mountain by the Nature Conservancy and the City of Walhalla to be repaid over a ten year period at \$30,000 annually. Another was to the Economic Development Fund to purchase the land for the Echo Hills (Project North) Commerce Park. There is not a fixed schedule for repayment as it will be based on the Utility Tax Credits received in the future. The final advance is to the FOCUS Fund to finance construction and operations. This too does not have a fixed schedule for repayment as it will be repaid from operating income as the project becomes self-sustaining.

Any transactions to transfer revenues from the fund budgeted to receive them to the fund budgeted to expend them are reported as transfers from and to other funds.

Total transfers during the year ended June 30, 2011 consisted of the following individual amounts:

Transfer In Fund	Transfer Out Fund	Amount	Transfer Purpose
General Fund	Rock Quarry	\$ 890,506	Provide operational funds
General Fund	Capital Projects	129,182	Fund equipment purchase
General Fund	Emergency Services Protection District	23,500	Salary subsidy
General Fund	Miscellaneous Special Revenue	23,500	Salary subsidy for prior year
General Fund	Local Accommodations Tax	57,949	Reimburse operational expenditures
Sheriff's Victims' Assistance	General Fund	39,138	Provide operational funds
Solicitor's Victims' Assistance	General Fund	13,952	Provide operational funds
Bridge and Culvert	General Fund	986,727	Set-up separate fund
Bridge and Culvert	Capital Projects	27,103	Set-up separate fund
Bridge and Culvert	Rock Quarry	100,000	Provide operational funds
Capital Projects	General Fund	320,000	Fund airport hanger construction
Economic Development	General Fund	523,410	Provide operational funds
Economic Development	Capital Projects	4,112,351	Set-up separate fund
Economic Development	Miscellaneous Special Revenue	35,000	Set-up separate fund
FOCUS	General Fund	645	Fund portion of equipment purchase
Total Transfers		<u>\$7,282,963</u>	

**NOTE 11 - RISK MANAGEMENT**

The County is exposed to various risks of loss related to torts; theft of, damage to and destruction of assets; errors and omissions; and natural disasters for which the County carries insurance through the State Budget and Control Board Office of Insurance Reserve Fund. The County pays premiums to the Fund for its general insurance coverage. The agreement for formation of the Fund provides that the Fund will be self-sustaining through member premiums and will reinsure through commercial companies for each insured event. Additionally, the County participates in a self-funded program to provide workers' compensation insurance through the South Carolina Association of Counties, which works in a similar way as the Insurance Reserve Fund.

The County continues to carry commercial insurance for all other risks of loss. Settled claims resulting from these risks have not exceeded commercial insurance coverage in any of the past three years.

OCONEE COUNTY, SOUTH CAROLINA  
 NOTES TO FINANCIAL STATEMENTS - Continued  
 JUNE 30, 2011

**NOTE 12 - OTHER COMMITMENTS**

The County leases copiers, postage meters and office space under operating leases. Future minimum lease payments required under the operating leases are as follows:

Year Ending June 30,	Total Minimum Lease Payments
2012	\$ 136,813
2013	118,500
2014	62,764
2015	47,865
2016	27,917
	\$ 393,859
	393,859

Construction commitments at June 30, 2011 totaled approximately \$5,486,592.

**NOTE 13 - ECONOMIC DEPENDENCY**

Duke Energy Corporation provides a major source of property tax revenues. During the year ended June 30, 2011, the company paid property taxes in the amount of \$29.0 million based on assessed property value of \$145.0 million. This represents approximately 26.9 percent of the 2010 levy. Approximately \$19.5 million of the amount collected was appropriated for the School District of Oconee County and Tri-County Technical College.

**NOTE 14 - CONTINGENT LIABILITIES**

The County participates in a number of federal and state assisted grant programs. These programs are subject to audits by grantors or their representatives. The audits of these programs for or including the year ended June 30, 2011, have not yet been conducted. Therefore, the County's compliance with applicable grant requirements will be established at some future date. The amount, if any, of expenditures which may be disallowed cannot be determined at this time although the County expects such amounts, if any, to be immaterial.

**NOTE 15 - LITIGATION**

The County is party to a number of lawsuits arising in the course of operations. It is the opinion of management, in consultation with legal counsel, that it cannot be determined whether resolution of the other pending cases will have a material adverse effect on the financial condition of the County.

**NOTE 16 - SUBSEQUENT EVENT**

Subsequent to June 30, 2011, County Council approved a lease-purchase agreement not to exceed \$1,700,000 to acquire various equipment to be paid over five years at 1.48 percent interest.

**REQUIRED SUPPLEMENTARY INFORMATION**

*This page is intentionally left blank.*



OCONEE COUNTY, SOUTH CAROLINA  
GENERAL FUND  
BUDGETARY COMPARISON SCHEDULE  
FOR THE YEAR ENDED JUNE 30, 2011

	Budgeted Amounts		Actual	Variance
	Original	Final		
<b>Revenues</b>				
Taxes	\$ 32,573,745	\$ 32,573,745	\$ 33,103,802	\$ 530,057
Intergovernmental	3,551,945	3,551,945	3,429,861	(122,084)
Licenses, permits and fees	2,699,120	2,699,120	2,649,168	(49,952)
Fines and forfeitures	551,000	551,000	397,693	(153,307)
Charges for services	1,205,699	1,205,699	1,449,809	244,110
Interest	392,193	392,193	358,726	(33,467)
Miscellaneous and other	156,139	156,139	218,145	62,006
	<u>41,129,841</u>	<u>41,129,841</u>	<u>41,607,204</u>	<u>477,363</u>
<b>Expenditures</b>				
<b>Current</b>				
<b>General government</b>				
County council	492,319	421,319	317,917	103,402
Legislative delegation	81,634	81,634	79,209	2,425
Professional engineering	-	5,763	2,263	3,500
Finance department	609,000	615,410	568,331	47,079
Non-departmental expenditures	686,050	686,050	852,027	(165,977)
Human resources	1,101,361	991,361	903,330	88,031
Information technology	1,332,409	1,517,000	1,427,146	89,854
Planning commission	197,261	199,261	198,165	1,096
Procurement	186,825	186,825	185,923	902
Facilities maintenance	1,012,487	1,013,718	960,481	53,237
Registration and elections	163,732	163,753	159,767	3,986
Soil and water conservation	59,129	59,129	54,829	4,300
Administrator's office	222,211	222,211	227,009	(4,798)
Vehicle maintenance	906,434	845,784	775,691	70,093
Zoning	5,700	3,700	3,696	4
Register of deeds	307,714	307,714	299,788	7,926
Assessor	2,119,918	2,432,328	2,393,637	38,691
Auditor	434,263	434,263	422,487	11,776
Board of assessment appeals	12,166	12,166	5,853	6,313
Computer tax center	-	3,968	987	2,981
Tax collector	420,790	420,790	356,677	64,113
Treasurer	499,711	500,146	482,699	17,447
Direct aid	1,826,422	1,826,422	1,798,849	27,573
	<u>12,677,536</u>	<u>12,950,715</u>	<u>12,476,761</u>	<u>473,954</u>
<b>Public safety</b>				
Sheriff's department	6,344,703	6,369,003	6,222,109	146,894
Law enforcement center	2,986,825	3,119,255	2,815,534	303,721
Communications	1,321,633	1,326,671	1,302,393	24,278
Animal control	431,741	506,044	461,913	44,131
Coroner	156,128	156,728	151,996	4,732
Building codes	527,949	527,949	510,992	16,957
Emergency services	2,210,824	2,515,772	2,132,020	383,752
	<u>13,979,803</u>	<u>14,521,422</u>	<u>13,596,957</u>	<u>924,465</u>
<b>Transportation</b>				
County airport	652,258	652,258	807,098	(154,840)
Roads department	3,780,805	3,890,985	3,759,887	131,098
	<u>4,433,063</u>	<u>4,543,243</u>	<u>4,566,985</u>	<u>(23,742)</u>
<b>Public works</b>				
Solid waste	3,745,228	4,087,488	3,771,339	316,149
	<u>3,745,228</u>	<u>4,087,488</u>	<u>3,771,339</u>	<u>316,149</u>

OCONEE COUNTY, SOUTH CAROLINA  
GENERAL FUND  
BUDGETARY COMPARISON SCHEDULE  
FOR THE YEAR ENDED JUNE 30, 2011

	Budgeted Amounts		Actual	Variance
	Original	Final		
Culture and recreation				
Library	1,313,058	1,313,558	1,283,492	30,066
Parks, recreation and tourism	469,563	469,963	459,576	10,387
High Falls Park	287,333	288,692	274,886	13,806
South Cove Park	294,094	291,094	268,844	22,250
Chau Ram Park	179,001	179,001	174,622	4,379
	<u>2,543,049</u>	<u>2,542,308</u>	<u>2,461,420</u>	<u>80,888</u>
Judicial services				
Clerk of court	682,926	682,926	663,266	19,660
Probate judge	406,641	438,714	441,464	(2,750)
Solicitor	536,191	536,191	514,343	21,848
Public defender	150,000	150,000	150,000	-
Magistrate office	662,064	662,364	643,373	18,991
	<u>2,437,822</u>	<u>2,470,195</u>	<u>2,412,446</u>	<u>57,749</u>
Health and welfare				
Charity medical	277,547	277,547	277,547	-
Department of social services	11,500	11,500	7,864	3,636
Health department	122,022	122,022	119,444	2,578
Veteran's affairs	177,337	177,337	174,483	2,854
	<u>588,406</u>	<u>588,406</u>	<u>579,338</u>	<u>9,068</u>
Economic development				
Economic development	310,061	310,361	266,608	43,753
	<u>310,061</u>	<u>310,361</u>	<u>266,608</u>	<u>43,753</u>
	<u>40,714,968</u>	<u>42,014,138</u>	<u>40,131,854</u>	<u>1,882,284</u>
Excess (Deficiency) of Revenues Over Expenditures	<u>414,873</u>	<u>(884,297)</u>	<u>1,475,350</u>	<u>2,359,647</u>
Other Financing Sources (Uses)				
Sale of capital assets	15,000	15,000	57,868	42,868
Transfers in	923,361	923,361	1,124,637	201,276
Transfers out	(1,353,234)	(1,353,234)	(1,883,872)	(530,638)
	<u>(414,873)</u>	<u>(414,873)</u>	<u>(701,367)</u>	<u>(286,494)</u>
Net Change in Fund Balance	<u>\$ -</u>	<u>\$ (1,299,170)</u>	<u>773,983</u>	<u>\$ 2,073,153</u>
Fund Balance - Beginning of Year			<u>24,398,068</u>	
Fund Balance - End of Year			<u>\$ 25,172,051</u>	

Note: The budget is prepared and monitored on a US generally accepted accounting principles (GAAP) basis of accounting.

OCONEE COUNTY, SOUTH CAROLINA  
EMERGENCY SERVICES PROTECTION DISTRICT  
BUDGETARY COMPARISON SCHEDULE  
FOR THE YEAR ENDED JUNE 30, 2011

	Budgeted Amounts		Actual	Variance
	Original	Final		
Revenues				
Taxes	\$ 1,278,874	\$ 1,278,874	\$ 1,358,776	\$ 79,902
	<u>1,278,874</u>	<u>1,278,874</u>	<u>1,358,776</u>	<u>79,902</u>
Expenditures				
Current				
Public safety				
Personnel	112,077	112,077	104,966	7,111
Municipal contracts	716,000	716,000	720,533	(4,533)
Basic station expenses	152,000	144,000	144,000	-
Training	-	-	205	(205)
Contractual services	12,500	19,745	19,740	5
Supplies	5,000	5,000	4,950	50
Maintenance	10,000	10,000	10,000	-
Fire trucks	-	8,000	8,000	-
Equipment	25,000	17,755	5,200	12,555
	<u>1,032,577</u>	<u>1,032,577</u>	<u>1,017,594</u>	<u>14,983</u>
Debt service				
Principal retirement	286,590	286,590	295,273	(8,683)
Interest and fiscal charges	36,346	36,346	27,662	8,684
	<u>322,936</u>	<u>322,936</u>	<u>322,935</u>	<u>1</u>
	<u>1,355,513</u>	<u>1,355,513</u>	<u>1,340,529</u>	<u>14,984</u>
Excess (Deficiency) of Revenues Over Expenditures	<u>(76,639)</u>	<u>(76,639)</u>	<u>18,247</u>	<u>94,886</u>
Other Financing Sources (Uses)				
Transfers out	-	-	(23,500)	(23,500)
	<u>-</u>	<u>-</u>	<u>(23,500)</u>	<u>(23,500)</u>
Net Change in Fund Balance	<u>\$ (76,639)</u>	<u>\$ (76,639)</u>	<u>(5,253)</u>	<u>\$ 71,386</u>
Fund Balance - Beginning of Year			<u>2,132,780</u>	
Fund Balance - End of Year			<u>\$ 2,127,527</u>	

Note: The budget is prepared and monitored on a US generally accepted accounting principles (GAAP) basis of accounting.

OCONEE COUNTY, SOUTH CAROLINA  
 SCHEDULE OF FUNDING PROGRESS AND EMPLOYER CONTRIBUTIONS -  
 OTHER POST-EMPLOYMENT BENEFITS  
 FOR THE YEAR ENDED JUNE 30, 2011

Actuarial Valuation Date	Actuarial Value of Assets	Actuarial Accrued Liability	Unfunded Accrued Liability	Funded Ratio	Covered Payroll	UAAL as a Percentage of Covered Payroll
June 30, 2007	\$ -	\$ 10,295,394	\$ 10,295,394	0%	\$ 16,231,313	63.43%
June 30, 2009	\$ -	\$ 14,201,310	\$ 14,201,310	0%	\$ 16,053,849	88.46%

Fiscal Year Ending	Annual Required Contribution (ARC)	Actual Contributions	Percent Funded
June 30, 2009	\$ 855,300	\$ 457,104	53.4%
June 30, 2010	1,226,528	721,461	58.8%
June 30, 2011	880,556	499,328	56.7%

**COMBINING AND INDIVIDUAL NONMAJOR FUND  
FINANCIAL STATEMENTS AND SCHEDULES**

*This page is intentionally left blank.*

OCONEE COUNTY, SOUTH CAROLINA  
COMBINING BALANCE SHEET  
NONMAJOR GOVERNMENTAL FUNDS  
JUNE 30, 2011

	Debt Service Fund	Bridge and Culvert Capital Projects	Miscellaneous Special Revenue	911 Fund	Special Revenue Funds			Solicitor's Victims' Assistance	ARRA Funds	Library State Aid	Tri-County Tech	Total Nonmajor Governmental Funds
					State Accommodations Tax	Local Accommodations Tax	Sheriff's Victims' Assistance					
Cash	\$ 1,208,076	\$ 1,069,648	\$ 910,586	\$ 628,278	\$ -	\$ 129,564	\$ 1,978	\$ 2,078	\$ -	\$ 3,118	\$ 125,124	\$ 4,078,450
Receivables	39,810	-	-	-	-	-	-	-	-	-	32,423	72,233
Taxes - net	-	-	-	46,322	-	12,984	-	-	-	-	-	59,306
Accounts	-	-	326,000	-	57,860	4,873	-	-	186,238	-	-	574,971
Intergovernmental	-	-	-	-	-	-	-	-	-	-	764,936	764,936
Prepays	-	-	-	-	-	-	-	-	-	-	-	103,160
Seized assets	-	-	103,160	-	-	-	-	-	-	-	-	103,160
	\$ 1,247,886	\$ 1,069,648	\$ 1,339,746	\$ 674,600	\$ 57,860	\$ 147,421	\$ 1,978	\$ 2,078	\$ 186,238	\$ 3,118	\$ 922,483	\$ 5,653,056
Liabilities												
Accounts payable	\$ -	\$ -	\$ 73,991	\$ 6,322	\$ 17,358	\$ 1,134	\$ -	\$ -	\$ 399	\$ 3,118	\$ -	\$ 102,322
Bank overdrafts	-	-	-	-	2,849	-	-	-	185,839	-	-	188,688
Retainage payable	-	-	25,170	-	-	-	1,060	461	-	-	-	25,170
Accrued payroll liabilities	-	-	-	-	-	-	-	-	-	-	-	1,521
Deferred revenue	29,227	-	-	-	-	-	-	-	-	-	24,080	53,307
Property taxes	-	-	-	-	-	-	-	-	-	-	-	426,327
Intergovernmental	-	-	240,089	-	-	-	-	-	186,238	-	-	426,327
Other	-	-	103,160	-	-	-	-	-	-	-	-	103,160
Unearned revenues	-	-	32,514	-	-	-	-	-	-	-	-	32,514
Advances from other funds	-	-	-	-	180,000	-	-	-	-	-	-	180,000
	29,227	-	474,924	6,322	20,207	181,134	1,060	461	372,476	3,118	24,080	1,113,009
Nonspendable	-	-	-	-	-	-	-	-	-	-	764,936	764,936
Prepays	-	-	-	-	-	-	-	-	-	-	-	-
Restricted	-	-	99,331	668,278	-	-	-	-	-	-	-	767,609
Public safety	-	-	-	-	-	-	-	-	-	-	-	1,218,659
Debt service	1,218,659	-	-	-	-	-	-	-	-	-	-	1,218,659
Culture and recreation	-	-	41,218	-	37,653	-	-	-	-	-	-	78,871
Other purposes	-	-	44,944	-	-	-	-	-	-	-	-	44,944
Assigned	-	-	-	-	-	-	-	-	-	-	-	-
Capital projects	-	1,069,648	-	-	-	-	-	-	-	-	-	1,069,648
Transportation	-	-	679,329	-	-	-	-	-	-	-	-	679,329
Public safety	-	-	-	-	-	-	918	1,617	-	-	-	2,535
Education	-	-	-	-	-	-	-	-	-	-	133,467	133,467
Unassigned	-	-	-	-	-	(33,713)	-	-	(186,238)	-	-	(219,951)
	1,218,659	1,069,648	864,822	668,278	37,653	(33,713)	918	1,617	(186,238)	-	898,403	4,540,047
	\$ 1,247,886	\$ 1,069,648	\$ 1,339,746	\$ 674,600	\$ 57,860	\$ 147,421	\$ 1,978	\$ 2,078	\$ 186,238	\$ 3,118	\$ 922,483	\$ 5,653,056

OCONEE COUNTY, SOUTH CAROLINA  
COMBINING STATEMENT OF REVENUES, EXPENDITURES AND CHANGES IN FUND BALANCES  
NONMAJOR GOVERNMENTAL FUNDS  
FOR THE YEAR ENDED JUNE 30, 2011

	Debt Service Fund	Bridge and Culvert Capital Projects	Miscellaneous Special Revenue	911 Fund	Special Revenue Funds				ARRA Funds	Library State Aid	Tri-County Tech	Total Nonmajor Governmental Funds
					State Accommodations Tax	Local Accommodations Tax	Sheriff's Victims' Assistance	Solicitor's Victims' Assistance				
<b>Revenues</b>												
Property taxes	\$ 1,114,344	-	-	-	-	-	-	-	\$ -	\$ 1,089,336	\$ 2,203,680	
Other taxes	-	-	-	485,517	-	149,340	-	-	-	-	634,857	
Intergovernmental	-	-	1,760,453	61,884	106,382	-	-	17,772	63,814	-	2,010,305	
Fines and forfeitures	-	-	-	-	-	-	77,259	47,119	-	-	124,378	
Interest and investment income	4,935	-	-	738	45	96	-	-	17	-	5,831	
Miscellaneous and other	-	-	333,682	-	-	-	-	-	-	-	333,682	
	1,119,279	-	2,094,135	548,139	106,427	149,436	77,259	47,119	17,789	1,089,336	5,312,733	
<b>Expenditures</b>												
Current												
General government	-	-	1,061	-	-	-	-	-	-	-	1,061	
Public safety	-	-	671,172	273,550	-	-	123,494	-	17,820	-	1,086,036	
Transportation	-	44,182	145,482	-	-	-	-	-	-	-	189,664	
Public works	-	-	40,558	-	-	-	-	-	-	-	40,558	
Culture and recreation	-	-	56,776	-	80,435	91,391	-	-	186,238	-	461,535	
Judicial services	-	-	46,211	-	-	-	-	53,113	-	-	99,324	
Education	-	-	-	-	-	-	-	-	-	1,049,556	1,049,556	
Health and welfare	-	-	139,200	-	-	-	-	-	-	-	139,200	
Economic development	-	-	257,000	-	-	-	-	-	-	-	257,000	
Capital outlay	-	-	102,692	165,122	-	-	-	-	18,514	-	286,328	
Debt service	1,960,000	-	-	-	-	-	-	-	-	-	1,960,000	
Principal retirement	365,874	-	-	-	-	-	-	-	-	-	365,874	
Interest and fiscal charges	52,100	-	-	-	-	-	-	-	-	-	52,100	
Bond issuance costs	2,377,974	44,182	1,460,152	438,672	80,435	91,391	123,494	53,113	204,058	1,049,556	5,988,236	
	(1,258,695)	(44,182)	633,983	109,467	25,992	58,045	(46,235)	(5,994)	(186,269)	39,780	(675,503)	
<b>Excess (Deficiency) of Revenues Over Expenditures</b>												
Other Financing Sources (Uses)												
Issuance of refunding bonds	5,300,000	-	-	-	-	-	-	-	-	-	5,300,000	
Premiums on long-term debt issued	981,266	-	-	-	-	-	-	-	-	-	981,266	
Payments to refunding bonds escrow agent	(5,411,024)	-	-	-	-	-	39,138	13,952	-	-	(5,411,024)	
Transfers in	-	1,113,830	-	-	-	-	-	-	-	-	1,166,920	
Transfers out	-	-	(58,500)	-	(57,949)	-	39,138	13,952	-	-	(116,449)	
	870,242	1,113,830	(68,500)	-	(57,949)	-	-	-	-	-	1,920,713	
<b>Net Change in Fund Balances</b>												
	(388,453)	1,069,648	575,483	109,467	(31,957)	58,045	(7,097)	7,958	(186,269)	(1,395)	1,245,210	
<b>Fund Balances - Beginning of Year</b>												
	1,607,112	-	289,339	558,811	69,610	(91,758)	8,015	(6,341)	31	858,623	3,294,837	
<b>Fund Balances - End of Year</b>												
	\$ 1,218,659	\$ 1,069,648	\$ 864,822	\$ 668,278	\$ 37,653	\$ (33,713)	\$ 918	\$ 1,617	\$ (186,238)	\$ -	\$ 4,540,047	



OCONEE COUNTY, SOUTH CAROLINA  
911 FUND  
BUDGETARY COMPARISON SCHEDULE  
FOR THE YEAR ENDED JUNE 30, 2011

	Budgeted Amounts		Actual	Variance
	Original	Final		
Revenues				
Other taxes	\$ 395,729	\$ 395,729	\$ 485,517	\$ 89,788
Intergovernmental	98,534	98,534	61,884	(36,650)
Investment income	-	-	738	738
	<u>494,263</u>	<u>494,263</u>	<u>548,139</u>	<u>53,876</u>
Expenditures				
Current				
Public safety				
Personnel	20,000	20,000	8,516	11,484
Maintenance on equipment	148,267	149,312	136,702	12,610
Operational	-	-	2,252	(2,252)
Telecommunications	134,400	134,400	126,080	8,320
	<u>302,667</u>	<u>303,712</u>	<u>273,550</u>	<u>30,162</u>
Capital Outlay	<u>197,950</u>	<u>294,160</u>	<u>165,122</u>	<u>129,038</u>
	<u>500,617</u>	<u>597,872</u>	<u>438,672</u>	<u>159,200</u>
Excess (Deficiency) of Revenues Over Expenditures	<u>(6,354)</u>	<u>(103,609)</u>	<u>109,467</u>	<u>213,076</u>
Net Change in Fund Balance	<u>\$ (6,354)</u>	<u>\$ (103,609)</u>	<u>109,467</u>	<u>\$ 213,076</u>
Fund Balance - Beginning of Year			<u>558,811</u>	
Fund Balance - End of Year			<u>\$ 668,278</u>	

Note: The budget is prepared and monitored on a US generally accepted accounting principles (GAAP) basis of accounting.

OCONEE COUNTY, SOUTH CAROLINA  
STATE ACCOMODATIONS TAX  
BUDGETARY COMPARISON SCHEDULE  
FOR THE YEAR ENDED JUNE 30, 2011

	Budgeted Amounts		Actual	Variance
	Original	Final		
Revenues				
Intergovernmental	\$ 100,000	\$ 100,000	\$ 106,382	\$ 6,382
Investment income	-	-	45	45
	<u>100,000</u>	<u>100,000</u>	<u>106,427</u>	<u>6,427</u>
Expenditures				
Current				
Culture and recreation				
Oconee County ATAX Committee	48,750	48,750	56,020	(7,270)
Oconee Tourism Commission	22,500	22,500	24,415	(1,915)
	<u>71,250</u>	<u>71,250</u>	<u>80,435</u>	<u>(9,185)</u>
Excess (Deficiency) of Revenues Over Expenditures	<u>28,750</u>	<u>28,750</u>	<u>25,992</u>	<u>(2,758)</u>
Other Financing Sources (Uses)				
Transfers out	(28,750)	(28,750)	(57,949)	(29,199)
	<u>(28,750)</u>	<u>(28,750)</u>	<u>(57,949)</u>	<u>(29,199)</u>
Net Change in Fund Balance	<u>\$ -</u>	<u>\$ -</u>	(31,957)	<u>\$ (31,957)</u>
Fund Balance - Beginning of Year			<u>69,610</u>	
Fund Balance - End of Year			<u>\$ 37,653</u>	

Note: The budget is prepared and monitored on a US generally accepted accounting principles (GAAP) basis of accounting.

OCONEE COUNTY, SOUTH CAROLINA  
LOCAL ACCOMODATIONS TAX  
BUDGETARY COMPARISON SCHEDULE  
FOR THE YEAR ENDED JUNE 30, 2011

	Budgeted Amounts		Actual	Variance
	Original	Final		
Revenues				
Other taxes	\$ 139,000	\$ 139,000	\$ 149,340	\$ 10,340
Investment income	-	-	96	96
	<u>139,000</u>	<u>139,000</u>	<u>149,436</u>	<u>10,436</u>
Expenditures				
Current				
Culture and recreation				
Oconee County ATAX Committee	104,250	104,250	82,381	21,869
Oconee Tourism Commission	34,750	34,750	9,010	25,740
	<u>139,000</u>	<u>139,000</u>	<u>91,391</u>	<u>47,609</u>
Excess (Deficiency) of Revenues Over Expenditures	-	-	58,045	58,045
Net Change in Fund Balance	<u>\$ -</u>	<u>\$ -</u>	58,045	<u>\$ 58,045</u>
Fund Balance - Beginning of Year			<u>(91,758)</u>	
Fund Balance - End of Year			<u>\$ (33,713)</u>	

Note: The budget is prepared and monitored on a US generally accepted accounting principles (GAAP) basis of accounting.

OCONEE COUNTY, SOUTH CAROLINA  
SHERIFF'S VICTIMS' ASSISTANCE  
BUDGETARY COMPARISON SCHEDULE  
FOR THE YEAR ENDED JUNE 30, 2011

	Budgeted Amounts		Actual	Variance
	Original	Final		
Revenues				
Fines and forfeitures	\$ 92,600	\$ 92,600	\$ 77,259	\$ (15,341)
	<u>92,600</u>	<u>92,600</u>	<u>77,259</u>	<u>(15,341)</u>
Expenditures				
Current				
Public safety				
Personnel	124,838	124,838	123,494	1,344
Operational	6,900	6,900	-	6,900
	<u>131,738</u>	<u>131,738</u>	<u>123,494</u>	<u>8,244</u>
Excess (Deficiency) of Revenues Over Expenditures	<u>(39,138)</u>	<u>(39,138)</u>	<u>(46,235)</u>	<u>(7,097)</u>
Other Financing Sources (Uses)				
Transfers in	39,138	39,138	39,138	-
	<u>39,138</u>	<u>39,138</u>	<u>39,138</u>	<u>-</u>
Net Change in Fund Balance	<u>\$ -</u>	<u>\$ -</u>	(7,097)	<u>\$ (7,097)</u>
Fund Balance - Beginning of Year			<u>8,015</u>	
Fund Balance - End of Year			<u>\$ 918</u>	

Note: The budget is prepared and monitored on a US generally accepted accounting principles (GAAP) basis of accounting.

OCONEE COUNTY, SOUTH CAROLINA  
SOLICITOR'S VICTIMS' ASSISTANCE  
BUDGETARY COMPARISON SCHEDULE  
FOR THE YEAR ENDED JUNE 30, 2011

	Budgeted Amounts		Actual	Variance
	Original	Final		
Revenues				
Fines and forfeitures	\$ 40,000	\$ 40,000	\$ 47,119	\$ 7,119
	<u>40,000</u>	<u>40,000</u>	<u>47,119</u>	<u>7,119</u>
Expenditures				
Current				
Judicial services				
Personnel	53,952	53,952	53,113	839
	<u>53,952</u>	<u>53,952</u>	<u>53,113</u>	<u>839</u>
Excess (Deficiency) of Revenues Over Expenditures	<u>(13,952)</u>	<u>(13,952)</u>	<u>(5,994)</u>	<u>7,958</u>
Other Financing Sources (Uses)				
Transfers in	13,952	13,952	13,952	-
	<u>13,952</u>	<u>13,952</u>	<u>13,952</u>	<u>-</u>
Net Change in Fund Balance	<u>\$ -</u>	<u>\$ -</u>	7,958	<u>\$ 7,958</u>
Fund Balance - Beginning of Year			<u>(6,341)</u>	
Fund Balance - End of Year			<u>\$ 1,617</u>	

Note: The budget is prepared and monitored on a US generally accepted accounting principles (GAAP) basis of accounting.

OCONEE COUNTY, SOUTH CAROLINA  
LIBRARY STATE AID  
BUDGETARY COMPARISON SCHEDULE  
FOR THE YEAR ENDED JUNE 30, 2011

	Budgeted Amounts		Actual	Variance
	Original	Final		
Revenues				
Intergovernmental	\$ 66,215	\$ 63,814	\$ 63,814	\$ -
	<u>66,215</u>	<u>63,814</u>	<u>63,814</u>	<u>-</u>
Expenditures				
Current				
Culture and recreation				
Data processing	9,000	6,070	6,310	(240)
Training	2,807	924	924	-
Small capital	3,408	8,221	8,099	122
Operational	7,000	7,000	8,312	(1,312)
Library materials	14,000	23,085	23,050	35
	<u>36,215</u>	<u>45,300</u>	<u>46,695</u>	<u>(1,395)</u>
Capital Outlay	<u>30,000</u>	<u>18,514</u>	<u>18,514</u>	<u>-</u>
	<u>66,215</u>	<u>63,814</u>	<u>65,209</u>	<u>(1,395)</u>
Excess (Deficiency) of Revenues Over Expenditures	<u>-</u>	<u>-</u>	<u>(1,395)</u>	<u>(1,395)</u>
Net Change in Fund Balance	<u>\$ -</u>	<u>\$ -</u>	<u>(1,395)</u>	<u>\$ (1,395)</u>
Fund Balance - Beginning of Year			<u>1,395</u>	
Fund Balance - End of Year			<u>\$ -</u>	

Note: The budget is prepared and monitored on a US generally accepted accounting principles (GAAP) basis of accounting.

OCONEE COUNTY, SOUTH CAROLINA  
 TRI-COUNTY TECH  
 BUDGETARY COMPARISON SCHEDULE  
 FOR THE YEAR ENDED JUNE 30, 2011

	Budgeted Amounts		Actual	Variance
	Original	Final		
Revenues				
Property taxes	\$ 1,029,151	\$ 1,029,151	\$ 1,089,336	\$ 60,185
	<u>1,029,151</u>	<u>1,029,151</u>	<u>1,089,336</u>	<u>60,185</u>
Expenditures				
Current				
Education				
College operations	1,029,151	1,029,151	1,049,556	(20,405)
	<u>1,029,151</u>	<u>1,029,151</u>	<u>1,049,556</u>	<u>(20,405)</u>
Excess (Deficiency) of Revenues Over Expenditures	<u>-</u>	<u>-</u>	<u>39,780</u>	<u>39,780</u>
Net Change in Fund Balance	<u>\$ -</u>	<u>\$ -</u>	<u>39,780</u>	<u>\$ 39,780</u>
Fund Balance - Beginning of Year			<u>858,623</u>	
Fund Balance - End of Year			<u>\$ 898,403</u>	

Note: The budget is prepared and monitored on a US generally accepted accounting principles (GAAP) basis of accounting.

OCONEE COUNTY, SOUTH CAROLINA  
 AGENCY FUNDS  
 COMBINING STATEMENT OF FIDUCIARY ASSETS AND LIABILITIES  
 JUNE 30, 2011

	SCDOC General Fund	SCDOC Debt Retirement	Family Court	Clerk of Court	Municipal Tax Fund	Magistrate Cash Bond/ Juror Fund	Tax Collector Property Sold	Keowee Fire District	Sheriff's Office	Firemen's Insurance and Inspection Fund	Probate Judge	Register of Deeds	Total
Cash and cash equivalents	\$ 366,436	\$ 8,239,327	\$ 22,649	\$ 1,066,703	\$ 31,055	\$ 16,499	\$ 275,643	\$ 4,593	\$ 197,477	\$ 25	\$ 13,788	\$ 37,234	\$10,271,429
Taxes receivable - net	1,512,547	454,280	-	-	151,882	-	-	9,089	-	-	-	-	2,127,798
	<u>\$ 1,878,983</u>	<u>\$ 8,693,607</u>	<u>\$ 22,649</u>	<u>\$ 1,066,703</u>	<u>\$ 182,937</u>	<u>\$ 16,499</u>	<u>\$ 275,643</u>	<u>\$ 13,682</u>	<u>\$ 197,477</u>	<u>\$ 25</u>	<u>\$ 13,788</u>	<u>\$ 37,234</u>	<u>\$12,399,227</u>
<b>Assets</b>													
	<u>\$ 1,878,983</u>	<u>\$ 8,693,607</u>	<u>\$ 22,649</u>	<u>\$ 1,066,703</u>	<u>\$ 182,937</u>	<u>\$ 16,499</u>	<u>\$ 275,643</u>	<u>\$ 13,682</u>	<u>\$ 197,477</u>	<u>\$ 25</u>	<u>\$ 13,788</u>	<u>\$ 37,234</u>	<u>\$12,399,227</u>
<b>Liabilities</b>													
Due to other taxing districts and agencies													
	<u>\$ 1,878,983</u>	<u>\$ 8,693,607</u>	<u>\$ 22,649</u>	<u>\$ 1,066,703</u>	<u>\$ 182,937</u>	<u>\$ 16,499</u>	<u>\$ 275,643</u>	<u>\$ 13,682</u>	<u>\$ 197,477</u>	<u>\$ 25</u>	<u>\$ 13,788</u>	<u>\$ 37,234</u>	<u>\$12,399,227</u>
	<u>\$ 1,878,983</u>	<u>\$ 8,693,607</u>	<u>\$ 22,649</u>	<u>\$ 1,066,703</u>	<u>\$ 182,937</u>	<u>\$ 16,499</u>	<u>\$ 275,643</u>	<u>\$ 13,682</u>	<u>\$ 197,477</u>	<u>\$ 25</u>	<u>\$ 13,788</u>	<u>\$ 37,234</u>	<u>\$12,399,227</u>



OCONEE COUNTY, SOUTH CAROLINA  
 AGENCY FUNDS  
 COMBINING SCHEDULE OF CHANGES IN FIDUCIARY ASSETS AND LIABILITIES  
 FOR THE YEAR ENDED JUNE 30, 2011

	Balance July 1, 2010	Additions	Deductions	Balance June 30, 2011
<b>SCDOC General Fund</b>				
Assets				
Cash and cash equivalents	\$ 349,970	\$ 42,473,214	\$ 42,456,748	\$ 366,436
Taxes receivable - net	1,657,112	-	144,565	1,512,547
	<u>\$ 2,007,082</u>	<u>\$ 42,473,214</u>	<u>\$ 42,601,313</u>	<u>\$ 1,878,983</u>
Liabilities				
Due to other taxing districts and agencies	<u>\$ 2,007,082</u>	<u>\$ 42,473,214</u>	<u>\$ 42,601,313</u>	<u>\$ 1,878,983</u>
<b>SCDOC Debt Retirement</b>				
Assets				
Cash and cash equivalents	\$ 6,175,865	\$ 17,166,527	\$ 15,103,065	\$ 8,239,327
Accrued interest receivable	10,895	-	10,895	-
Taxes receivable - net	484,887	-	30,607	454,280
	<u>\$ 6,671,647</u>	<u>\$ 17,166,527</u>	<u>\$ 15,144,567</u>	<u>\$ 8,693,607</u>
Liabilities				
Due to other taxing districts and agencies	<u>\$ 6,671,647</u>	<u>\$ 17,166,527</u>	<u>\$ 15,144,567</u>	<u>\$ 8,693,607</u>
<b>Family Court</b>				
Assets				
Cash and cash equivalents	<u>\$ 28,420</u>	<u>\$ 5,171,141</u>	<u>\$ 5,176,912</u>	<u>\$ 22,649</u>
Liabilities				
Due to other taxing districts and agencies	<u>\$ 28,420</u>	<u>\$ 5,171,141</u>	<u>\$ 5,176,912</u>	<u>\$ 22,649</u>
<b>Clerk of Court</b>				
Assets				
Cash and cash equivalents	<u>\$ 2,894,578</u>	<u>\$ 3,524,747</u>	<u>\$ 5,352,622</u>	<u>\$ 1,066,703</u>
Liabilities				
Due to other taxing districts and agencies	<u>\$ 2,894,578</u>	<u>\$ 3,524,747</u>	<u>\$ 5,352,622</u>	<u>\$ 1,066,703</u>
<b>Municipal Tax Fund</b>				
Assets				
Cash and cash equivalents	\$ 34,695	\$ 2,766,158	\$ 2,769,798	\$ 31,055
Taxes receivable - net	171,416	-	19,534	151,882
	<u>\$ 206,111</u>	<u>\$ 2,766,158</u>	<u>\$ 2,789,332</u>	<u>\$ 182,937</u>
Liabilities				
Due to other taxing districts and agencies	<u>\$ 206,111</u>	<u>\$ 2,766,158</u>	<u>\$ 2,789,332</u>	<u>\$ 182,937</u>

OCONEE COUNTY, SOUTH CAROLINA  
 AGENCY FUNDS  
 COMBINING SCHEDULE OF CHANGES IN FIDUCIARY ASSETS AND LIABILITIES  
 FOR THE YEAR ENDED JUNE 30, 2011

	Balance July 1, 2010	Additions	Deductions	Balance June 30, 2011
<b>Magistrate Cash Bond/Juror Fund</b>				
Assets				
Cash and cash equivalents	\$ 83,358	\$ 1,173,436	\$ 1,240,295	\$ 16,499
Liabilities				
Due to other taxing districts and agencies	\$ 83,358	\$ 1,173,436	\$ 1,240,295	\$ 16,499
<b>Tax Collector Property Sold</b>				
Assets				
Cash and cash equivalents	\$ 470,594	\$ 1,237,566	\$ 1,432,517	\$ 275,643
Liabilities				
Due to other taxing districts and agencies	\$ 470,594	\$ 1,237,566	\$ 1,432,517	\$ 275,643
<b>Keowee Fire District</b>				
Assets				
Cash and cash equivalents	\$ 3,731	\$ 651,425	\$ 650,563	\$ 4,593
Taxes receivable - net	13,772	-	4,683	9,089
	<u>\$ 17,503</u>	<u>\$ 651,425</u>	<u>\$ 655,246</u>	<u>\$ 13,682</u>
Liabilities				
Due to other taxing districts and agencies	\$ 17,503	\$ 651,425	\$ 655,246	\$ 13,682
<b>Sheriff's Office</b>				
Assets				
Cash and cash equivalents	\$ 365,665	\$ 7,883	\$ 176,071	\$ 197,477
Liabilities				
Due to other taxing districts and agencies	\$ 365,665	\$ 7,883	\$ 176,071	\$ 197,477
<b>Firemen's Insurance and Inspection Fund</b>				
Assets				
Cash and cash equivalents	\$ 23,069	\$ 139,963	\$ 163,007	\$ 25
Liabilities				
Due to other taxing districts and agencies	\$ 23,069	\$ 139,963	\$ 163,007	\$ 25
<b>Probate Judge</b>				
Assets				
Cash and cash equivalents	\$ 13,746	\$ 42	\$ -	\$ 13,788
Liabilities				
Due to other taxing districts and agencies	\$ 13,746	\$ 42	\$ -	\$ 13,788

OCONEE COUNTY, SOUTH CAROLINA  
 AGENCY FUNDS  
 COMBINING SCHEDULE OF CHANGES IN FIDUCIARY ASSETS AND LIABILITIES  
 FOR THE YEAR ENDED JUNE 30, 2011

	Balance July 1, 2010	Additions	Deductions	Balance June 30, 2011
<b>Register of Deeds</b>				
Assets				
Cash and cash equivalents	\$ -	\$ 37,234	\$ -	\$ 37,234
Liabilities				
Due to other taxing districts and agencies	\$ -	\$ 37,234	\$ -	\$ 37,234
<b>Total - All Agency Funds</b>				
Assets				
Cash and cash equivalents	\$ 10,443,691	\$ 74,349,336	\$ 74,521,598	\$ 10,271,429
Accrued interest receivable	10,895	-	10,895	-
Taxes receivable - net	2,327,187	-	199,389	2,127,798
	<u>\$ 12,781,773</u>	<u>\$ 74,349,336</u>	<u>\$ 74,731,882</u>	<u>\$ 12,399,227</u>
Liabilities				
Due to other taxing districts and agencies	\$ 12,781,773	\$ 74,349,336	\$ 74,731,882	\$ 12,399,227

*This page is intentionally left blank.*

**SUPPLEMENTARY INFORMATION REQUIRED  
BY STATE OF SOUTH CAROLINA**

*This page is intentionally left blank.*

OCONEE COUNTY, SOUTH CAROLINA  
SUMMARY SCHEDULE OF COURT FINES, ASSESSMENTS AND SURCHARGES  
CLERK OF COURT AND MAGISTRATE COURT  
JUNE 30, 2011

	<u>Collections</u>	<u>Amount Remitted to County Treasurer</u>	<u>Amount Remitted to State Treasurer</u>	<u>Amount Allocated to Victims' Services</u>
<b>Clerk of Court:</b>				
Fines and Fees	\$ 21,975	\$ -	\$ 21,975	\$ -
Assessments	11,120	-	7,371	3,749
Surcharges	<u>55,938</u>	<u>-</u>	<u>19,362</u>	<u>36,576</u>
Totals	<u>\$ 89,033</u>	<u>\$ -</u>	<u>\$ 48,708</u>	<u>\$ 40,325</u>
<b>Magistrate Court:</b>				
Fines and Fees	\$ 396,976	\$ 396,976	\$ -	\$ -
Assessments	416,187	-	372,492	43,695
Surcharges	<u>195,234</u>	<u>-</u>	<u>157,377</u>	<u>37,857</u>
Totals	<u>\$ 1,008,397</u>	<u>\$ 396,976</u>	<u>\$ 529,869</u>	<u>\$ 81,552</u>
<b>Victims' Assistance</b>				
Balance for victims' assistance - beginning of year				\$ 1,674
Plus: Amounts allocated for victims' assistance - 7/1/10 - 6/30/11				
Assessments and surcharges			121,877	
Miscellaneous			<u>5,500</u>	<u>127,377</u>
Less: Amounts spent for victims' assistance in the fiscal year 2011 from assessments and surcharges:				
Salaries and benefits				(176,607)
Plus: General fund subsidy				<u>53,090</u>
Balance for victims' assistance - end of year				<u>\$ 5,534</u>

*This page is intentionally left blank.*



## **STATISTICAL SECTION**

*This page is intentionally left blank.*

**STATISTICAL SECTION**

*This page is intentionally left blank.*

## STATISTICAL SECTION

This part of Oconee County's comprehensive annual financial report presents detailed information as a context for understanding what the information in the financial statements, note disclosures, and required supplementary information says about the government's overall financial health.

<b>Contents</b>	<b>Page</b>
Financial Trends Information	78-83
These schedules contain trend information to help the reader understand how the County's financial performance and well-being have changed over time.	
Revenue Capacity Information	84-87
These schedules contain information to help the reader assess the County's most significant local revenue source, the property tax.	
Debt Capacity Information	88-92
These schedules present information to help the reader assess the affordability of the County's current levels of outstanding debt and the County's ability to issue additional debt in the future.	
Demographic and Economic Information	93-96
These schedules offer demographic and economic indicators to help the reader understand the environment within which the County's financial activities take place and to help make comparisons over time and with other governments.	
Operating Information	97-102
These schedules contain information about the County's operations and resources to help the reader understand how the County's financial information relates to the services the County provides and the activities it performs.	

Oconee County, South Carolina  
Net Assets by Component  
Last Ten Fiscal Years

	Fiscal Year									
	2011	2010	2009	2008	2007	2006	2005	2004	2003	2002
<b>Governmental Activities</b>										
Invested in capital assets, net of related debt	\$ 109,846,322	\$ 104,968,618	\$ 107,401,916	\$ 106,195,121	\$ 95,790,297	\$ 43,464,806	\$ 31,090,351	\$ 29,641,543	\$ 24,052,990	\$ -
Restricted	6,607,598	19,344,365	13,906,528	11,265,793	10,196,048	1,382,218	2,048,916	2,327,107	4,091,840	-
Unrestricted	28,662,046	17,060,527	21,310,360	20,014,132	13,833,247	19,461,663	11,764,876	7,356,900	4,247,343	-
Total Governmental Activities Net Assets	145,115,966	141,373,510	142,618,804	137,475,046	119,819,592	64,308,687	44,904,143	39,325,550	32,392,173	-
<b>Business-type Activities</b>										
Invested in capital assets, net of related debt	2,195,987	2,292,824	2,715,788	2,908,740	7,503,708	8,043,088	8,905,344	8,786,497	8,757,999	-
Unrestricted	3,844,173	3,606,176	3,201,022	3,008,070	5,987,762	5,420,623	4,442,223	4,378,532	7,377,743	-
Total Business-type Activities Net Assets	6,040,160	5,899,000	5,916,810	5,916,810	13,491,470	13,463,711	13,347,567	13,165,029	16,135,742	-
<b>Primary Government</b>										
Invested in capital assets, net of related debt	112,042,309	107,261,442	110,117,704	109,103,861	103,294,005	51,507,894	39,995,695	38,428,040	32,810,989	-
Restricted	6,607,598	19,344,365	13,906,528	11,265,793	10,196,048	1,382,218	2,048,916	2,327,107	4,091,840	-
Unrestricted	32,506,219	20,666,703	24,511,382	23,022,202	19,821,009	24,882,286	16,207,099	11,735,432	11,625,086	-
Total Primary Government Net Assets	\$ 151,156,126	\$ 147,272,510	\$ 148,535,614	\$ 143,391,856	\$ 133,311,062	\$ 77,772,398	\$ 58,251,710	\$ 52,490,579	\$ 48,527,915	\$ -

Note:  
This report is retroactive to the fiscal year ended June 30, 2003 when GASB Statement 34 was implemented.

Oconee County, South Carolina  
Change in Net Assets  
Last Ten Fiscal Years

	Fiscal Year									
	2011	2010	2009	2008	2007	2006	2005	2004	2003	2002
<b>Expenses</b>										
<b>Governmental Activities:</b>										
General government	\$ 11,515,584	\$ 12,779,958	\$ 18,548,180	\$ 16,628,618	\$ 13,295,214	\$ 9,703,484	\$ 10,633,510	\$ 10,684,415	\$ 8,565,435	\$ -
Public safety	17,597,428	15,735,352	15,313,777	10,671,085	12,018,828	11,385,230	10,442,183	9,275,364	9,420,466	-
Transportation	7,945,478	6,618,188	5,036,913	5,327,716	693,254	3,073,462	2,590,376	3,031,502	3,624,861	-
Public works	3,892,013	3,728,944	-	-	-	-	-	-	-	-
Culture and recreation	2,917,401	2,857,679	2,037,675	3,069,785	2,859,466	3,102,417	2,318,058	2,378,922	2,268,503	-
Judicial services	2,769,534	2,521,566	2,197,316	2,179,220	2,188,858	2,144,967	2,260,841	2,280,117	1,886,421	-
Education	1,112,556	972,117	-	-	-	-	-	-	-	-
Health and welfare	1,293,650	764,810	785,094	790,730	6,009,235	717,572	1,001,238	1,137,429	5,222,929	-
Economic development	756,688	553,264	-	-	-	-	-	-	-	-
Miscellaneous	-	-	-	-	-	899,571	-	-	-	-
Unallocated interest expense	313,024	384,690	447,120	445,295	560,882	722,418	1,365,084	918,428	1,010,485	-
Total Governmental Activities Expenses	50,113,356	46,916,568	44,366,075	39,112,449	37,625,737	31,749,121	30,611,290	29,706,177	31,999,100	-
<b>Business-type Activities:</b>										
Rock Quarry	2,310,280	2,724,555	2,246,791	2,352,819	2,260,482	2,480,151	1,820,869	1,954,729	1,822,609	-
FOCUS	21,245	-	-	-	-	-	-	-	-	-
Solid Waste	-	-	-	-	4,700,221	4,429,812	3,703,326	3,440,710	3,940,812	-
Total Business-type Activities Expense	2,331,525	2,724,555	2,246,791	2,352,819	6,960,703	6,909,963	5,524,195	5,395,439	5,763,421	-
Total Primary Government Expenses	52,444,881	49,641,123	46,612,866	41,465,268	44,586,440	38,659,084	36,135,485	35,101,616	37,762,521	-
<b>Program Revenues</b>										
<b>Governmental Activities:</b>										
Charges for services										
General government	682,115	635,354	4,657,574	5,138,752	4,473,204	4,272,850	2,338,113	1,998,099	1,615,153	-
Public safety	581,997	712,860	133,514	153,435	125,180	137,139	572,175	139,713	136,472	-
Transportation	689,700	549,140	-	-	-	-	-	-	-	-
Public works	1,186,979	861,453	-	-	-	-	-	-	-	-
Culture and recreation	376,308	348,402	-	-	-	-	274,896	286,017	295,930	-
Judicial services	1,106,359	1,281,388	1,730	2,460	2,889	1,860	1,108,509	1,104,109	996,250	-
Education	-	-	-	-	-	-	-	-	-	-
Health and welfare	-	33,670	-	-	-	-	19,967	19,066	18,711	-
Economic development	-	-	-	-	-	-	-	-	-	-
Operating grants and contributions	2,658,014	2,097,997	1,994,989	1,292,982	1,424,205	1,366,838	1,462,414	1,809,439	1,344,873	-
Capital grants and contributions	3,943,974	4,251,132	2,394,832	2,498,147	898,741	2,149,799	644,983	2,292,924	1,765,114	-
Total Governmental Activities Program Revenues	11,225,446	10,771,396	9,182,639	9,085,776	6,924,219	7,928,486	6,421,057	7,649,367	6,172,503	-
<b>Business-type Activities:</b>										
Charges for services										
Rock Quarry	3,242,740	3,404,756	3,037,173	3,082,349	2,771,383	2,993,067	2,985,868	3,294,420	2,917,458	-
FOCUS	-	-	-	-	-	-	-	-	-	-
Solid Waste	-	-	-	-	1,125,509	1,014,610	1,411,017	883,830	774,774	-
Operating grants and contributions	-	-	-	-	-	25,062	7,388	6,853	25,058	-
Capital grants and contributions	210,434	-	-	-	20,115	-	-	-	-	-
Total Business-type Activities Program Revenues	3,453,174	3,404,756	3,037,173	3,082,349	3,917,007	4,032,739	4,404,273	4,185,103	3,717,290	-

Table 2 - Continued

	Fiscal Year									
	2011	2010	2009	2008	2007	2006	2005	2004	2003	2002
Oconee County, South Carolina Change in Net Assets Last Ten Fiscal Years										
Total Primary Government Program Revenues	14,678,620	14,176,152	12,219,812	12,168,125	10,841,226	11,961,225	10,825,330	11,834,470	9,889,793	-
<b>Net (Expense) Revenue</b>										
Governmental Activities	(38,887,910)	(36,145,172)	(35,183,436)	(30,026,673)	(30,701,518)	(23,820,635)	(24,190,233)	(22,056,810)	(25,826,597)	-
Business-type Activities	1,121,649	680,201	790,382	729,530	(3,043,696)	(2,877,224)	(1,119,922)	(1,210,336)	(2,046,131)	-
Total Primary Government	<u>\$ (37,766,261)</u>	<u>\$ (35,464,971)</u>	<u>\$ (34,393,054)</u>	<u>\$ (29,297,143)</u>	<u>\$ (33,745,214)</u>	<u>\$ (26,697,859)</u>	<u>\$ (25,310,155)</u>	<u>\$ (23,267,146)</u>	<u>\$ (27,872,728)</u>	<u>\$ -</u>
<b>General Revenues and Other Changes in Net Assets</b>										
<u>Governmental Activities:</u>										
Taxes										
Property taxes	\$ 36,735,928	\$ 35,671,288	\$ 33,947,622	\$ 32,121,201	\$ 30,079,163	\$ 29,468,762	\$ 23,424,084	\$ 21,674,814	\$ 21,322,657	\$ -
Other taxes and licenses	874,795	848,922	1,231,011	1,221,173	1,203,630	1,241,952	1,038,757	1,030,042	975,016	-
Unrestricted grants and contributions	2,577,854	3,038,376	3,639,338	3,816,253	3,431,519	3,119,522	2,992,182	2,955,527	2,931,443	-
Unrestricted investment earnings	370,259	498,702	1,061,380	1,485,206	1,523,229	1,117,714	465,943	211,288	579,433	-
Sale of capital assets	-	-	(740,289)	(18,678)	(253,191)	(1,112)	9,048	-	-	-
Capital contributions	-	-	-	-	-	7,567,013	-	-	-	-
Miscellaneous	137,299	161,281	287,463	641,535	762,775	4,286,662	541,575	399,956	981,957	-
Special items	944,370	825,000	-	-	-	-	-	-	-	-
Transfers	989,861	687,650	900,669	800,878	(2,846,497)	(3,021,235)	1,297,237	1,817,093	(1,799,274)	-
Total Governmental Activities	<u>42,630,366</u>	<u>41,731,219</u>	<u>40,327,194</u>	<u>40,067,568</u>	<u>33,900,628</u>	<u>43,779,278</u>	<u>29,768,826</u>	<u>28,088,720</u>	<u>24,991,232</u>	<u>-</u>
<u>Business-type Activities:</u>										
Investment earnings	9,372	7,449	110,287	111,247	224,958	208,908	98,239	56,716	108,550	-
Miscellaneous	-	-	-	-	-	-	2,501,458	-	-	-
Transfers	(989,861)	(687,650)	(900,669)	(800,878)	2,846,497	3,021,235	(1,297,237)	(1,817,093)	1,799,274	-
Total Business-type Activities	<u>(980,489)</u>	<u>(680,201)</u>	<u>(790,382)</u>	<u>(689,631)</u>	<u>3,071,455</u>	<u>3,230,143</u>	<u>1,302,460</u>	<u>(1,760,377)</u>	<u>1,907,824</u>	<u>-</u>
Total Primary Government	41,649,877	41,051,018	39,536,812	39,377,937	36,972,083	47,009,421	31,071,286	26,328,343	26,899,056	-
<b>Change in Net Assets</b>										
Governmental Activities	3,742,456	5,586,047	5,143,758	10,040,895	3,199,110	19,958,643	5,578,593	6,031,910	(835,365)	-
Business-type Activities	141,160	-	-	39,899	27,759	352,919	182,538	(2,970,713)	(138,307)	-
Total Primary Government	<u>\$ 3,883,616</u>	<u>\$ 5,586,047</u>	<u>\$ 5,143,758</u>	<u>\$ 10,080,794</u>	<u>\$ 3,226,869</u>	<u>\$ 20,311,562</u>	<u>\$ 5,761,131</u>	<u>\$ 3,061,197</u>	<u>\$ (973,672)</u>	<u>\$ -</u>

<sup>1</sup> Total is due to a reduction in the post-closure liability estimate.

<sup>2</sup> Increase due to collection of Duke Energy Corporation taxes.

Note:  
This report is retroactive to the fiscal year ended June 30, 2003 when GASB Statement 34 was implemented.



Oconee County, South Carolina  
Fund Balances of Governmental Funds  
Last Ten Fiscal Years

	Fiscal Year									
	2011	2010	2009	2008	2007	2006	2005	2004	2003	2002
<b>General Fund</b>										
Reserved	\$ -	\$ 4,734,890	\$ 590,626	\$ 179,781	\$ 599,901	\$ 679,695	\$ 891,340	\$ 1,663,936	\$ 2,335,930	\$ 4,853,590
Unreserved	-	19,663,178	22,832,404	18,107,692	12,868,375	13,918,914	10,530,439	8,888,837	7,910,410	7,272,779
Nonspendable	4,824,890	-	-	-	-	-	-	-	-	-
Assigned	7,338,896	-	-	-	-	-	-	-	-	-
Unassigned	13,008,265	-	-	-	-	-	-	-	-	-
<b>Total General Fund</b>	<b>25,172,051</b>	<b>24,398,068</b>	<b>23,423,030</b>	<b>18,287,473</b>	<b>13,468,276</b>	<b>14,598,609</b>	<b>11,421,779</b>	<b>10,552,773</b>	<b>10,246,340</b>	<b>12,126,369</b>
<b>All Other Governmental Funds</b>										
Reserved	-	18,103,322	11,422,123	11,265,793	10,196,048	1,885,917	1,181,612	2,664,108	6,067,052	7,572,480
Unreserved, reported in:										
Capital projects	-	-	2,962,854	4,459,452	965,737	1,026,126	999,227	699,946	670,992	741,270
Debt service funds	-	-	-	-	-	-	1,193,315	1,950,290	3,836,757	-
Special revenue funds	-	2,471,822	-	-	-	3,847,185	5,646,333	3,798,916	1,189,989	5,285,591
Nonspendable	4,782,659	-	-	-	-	-	-	-	-	-
Restricted	23,000,044	-	-	-	-	-	-	-	-	-
Assigned	4,720,626	-	-	-	-	-	-	-	-	-
Unassigned	(219,951)	-	-	-	-	-	-	-	-	-
<b>Total All Other Governmental Funds</b>	<b>32,283,378</b>	<b>20,575,144</b>	<b>14,384,977</b>	<b>15,725,245</b>	<b>11,161,785</b>	<b>6,759,228</b>	<b>9,020,487</b>	<b>9,113,260</b>	<b>11,764,790</b>	<b>13,599,341</b>
<b>Total Governmental Fund Balance</b>	<b>\$ 57,455,429</b>	<b>\$ 44,973,212</b>	<b>\$ 37,808,007</b>	<b>\$ 34,012,718</b>	<b>\$ 24,630,061</b>	<b>\$ 21,357,837</b>	<b>\$ 20,442,266</b>	<b>\$ 19,666,033</b>	<b>\$ 22,011,130</b>	<b>\$ 25,725,710</b>

Note:  
The presentation of fund balance changed in 2011 as a result of the implementation of GASB 54.

Table 4

Oconee County, South Carolina  
Changes in Fund Balances of Governmental Funds  
Last Ten Fiscal Years

	Fiscal Year									
	2011	2010	2009	2008	2007	2006	2005	2004	2003	2002
<b>Revenues</b>										
Property taxes	\$ 36,666,258	\$ 36,025,326	\$ 33,495,553	\$ 31,864,429	\$ 30,124,122	\$ 29,054,678	\$ 23,424,083	\$ 21,674,813	\$ 21,322,657	\$ 21,544,114
Other taxes	634,857	538,901	-	-	-	-	-	-	-	-
Intergovernmental	6,245,010	8,038,218	7,783,703	7,963,754	5,840,225	6,920,124	5,207,115	5,851,569	6,619,463	6,787,749
Local sources	-	-	-	-	-	-	-	-	-	893,738
Licenses, permits and fees	2,649,168	3,062,181	3,041,597	3,649,173	3,163,299	2,992,392	2,864,269	2,078,369	1,706,902	-
Fines and forfeitures	522,071	582,737	639,085	704,937	581,574	584,120	534,514	574,901	545,475	-
Charges for services	1,449,809	855,538	-	-	-	-	-	-	-	3,161,064
County airport	-	-	475,413	649,305	585,237	570,288	499,601	496,575	408,065	-
PRT commission	-	-	300,169	291,232	271,163	265,049	238,384	251,514	255,405	-
Fee in lieu of taxes and franchise fees	-	-	971,447	771,530	897,146	967,047	776,413	793,200	758,995	-
Interest and investment income	370,260	498,704	1,061,380	1,486,802	1,523,229	1,117,714	465,942	211,288	579,431	956,816
Miscellaneous and other	1,581,827	453,342	1,129,037	844,500	942,750	4,399,713	559,655	795,676	379,180	-
<b>Total Revenues</b>	<b>50,119,260</b>	<b>50,054,947</b>	<b>48,897,384</b>	<b>48,225,662</b>	<b>43,928,745</b>	<b>46,871,125</b>	<b>34,569,976</b>	<b>32,727,905</b>	<b>32,575,573</b>	<b>33,343,481</b>
<b>Expenditures</b>										
General government	12,565,500	12,180,563	17,363,947	17,607,979	12,869,727	11,049,484	10,325,962	10,303,363	8,261,688	9,280,753
Public safety	15,700,587	15,442,607	13,760,420	12,185,492	10,691,330	10,289,924	9,381,796	8,235,944	8,486,939	7,995,188
Transportation	4,756,649	4,522,488	2,524,563	3,730,728	4,206,562	4,377,000	2,293,659	2,710,659	3,276,007	3,728,019
Public works	3,811,897	3,492,000	-	-	-	-	-	-	-	-
Culture and recreation	2,922,955	2,648,087	3,120,019	2,855,483	2,599,308	2,788,495	2,055,322	2,086,792	2,028,110	1,799,463
Judicial services	2,511,770	2,305,784	2,108,667	2,175,997	1,952,033	1,913,542	2,021,352	2,047,691	1,811,856	-
Education	1,049,556	972,117	-	-	-	-	-	-	-	-
Health and welfare	718,538	613,646	638,131	680,787	640,455	675,870	933,955	1,068,048	5,180,992	1,510,022
Economic development	745,294	353,204	-	-	-	-	-	-	-	-
Nondepartmental	-	-	-	-	-	899,571	-	-	-	-
Capital outlay	9,871,923	6,275,299	4,269,999	5,209,551	2,698,752	3,836,198	6,953,668	8,334,381	10,441,404	9,644,760
Debt service	-	-	-	-	-	-	-	-	-	-
Principal retirement	2,255,273	1,979,987	1,902,090	1,539,768	2,681,649	5,735,001	1,590,939	2,860,858	2,254,623	1,352,742
Interest and fiscal charges	393,536	376,340	447,120	460,619	555,532	828,607	1,353,157	1,084,336	867,458	813,330
Bond issue costs	195,907	-	-	-	-	-	-	12,622	29,414	-
<b>Total Expenditures</b>	<b>57,499,385</b>	<b>51,162,122</b>	<b>46,134,956</b>	<b>46,446,404</b>	<b>38,895,348</b>	<b>42,393,692</b>	<b>36,909,810</b>	<b>38,744,694</b>	<b>42,638,491</b>	<b>36,124,277</b>
<b>Excess of Revenues Over (Under) Expenditures</b>	<b>(7,380,125)</b>	<b>(1,107,175)</b>	<b>2,762,428</b>	<b>1,779,258</b>	<b>5,033,397</b>	<b>4,477,433</b>	<b>(2,339,834)</b>	<b>(6,016,789)</b>	<b>(10,062,918)</b>	<b>(2,780,796)</b>

Table 4 - Continued

Oconee County, South Carolina  
Changes in Fund Balances of Governmental Funds  
Last Ten Fiscal Years

	Fiscal Year									
	2011	2010	2009	2008	2007	2006	2005	2004	2003	2002
<b>Other Financing Sources (Uses)</b>										
Sale of capital assets	57,868	18,307	132,196	13,210	1,085,324	13,472	9,915	-	-	-
Contributions - capital assets	-	-	-	-	-	-	108,915	1,254,599	467,847	101,052
Insurance recoveries	-	74,504	-	-	-	-	-	-	-	-
Bonds and capital leases	22,300,000	3,500,000	-	1,477,683	-	-	1,700,000	600,000	7,677,015	8,000,000
Bond premium	981,266	-	-	-	-	-	-	-	2,750	-
Payments to refunding bonds escrow	(5,411,024)	-	-	-	-	-	-	-	-	-
Transfer in	7,282,318	6,772,402	3,535,668	9,062,204	8,918,044	2,899,534	4,840,005	7,805,463	2,304,753	756,978
Transfer out	(6,292,456)	(6,084,752)	(2,634,999)	(8,261,326)	(11,764,541)	(5,920,769)	(3,542,768)	(5,988,370)	(4,104,027)	(2,607,324)
Total Other Financing Sources (Uses)	18,917,972	4,280,461	1,032,865	2,291,771	(1,761,173)	(3,007,763)	3,116,067	3,671,692	6,348,338	6,250,706
<b>Special Items</b>										
Gain on sale of land	944,370	-	-	-	-	-	-	-	-	-
Courthouse settlement	-	825,000	-	-	-	-	-	-	-	-
Total Special Items	944,370	825,000	-	-	-	-	-	-	-	-
<b>Net Change in Fund Balance</b>	<b>\$ 12,482,217</b>	<b>\$ 3,998,286</b>	<b>\$ 3,795,293</b>	<b>\$ 4,071,029</b>	<b>\$ 3,272,224</b>	<b>\$ 1,469,670</b>	<b>\$ 776,233</b>	<b>\$ (2,345,097)</b>	<b>\$ (3,714,580)</b>	<b>\$ 3,469,910</b>
Debt Service as a Percentage of Noncapital Expenditures*	6.12%	5.54%	5.80%	4.85%	8.94%	17.02%	9.83%	13.01%	9.79%	8.18%

\* Noncapital expenditures are total expenditures less capital outlay (to the extent capitalized for the government-wide statement of net assets) and expenditures for capitalized assets included within the functional expenditure categories. This formula adds "functional" and "principal" and divides them by the "total expenditures" minus the "capital outlay."

Note:

Revenue categories changed for fiscal year ended June 30, 2003 as a result of GASB 34 implementation. For fiscal year ended June 30, 2010, fee in lieu of taxes and franchise fees were reclassified to property taxes and licenses, permits and fees, respectively.

Table 5

Oconee County, South Carolina  
Assessed Value and Estimated Actual Value of Taxable Property  
Last Ten Fiscal Years

Fiscal Year Ended June 30,	Real Property		Personal Property		Total Taxable Assessed Value		Total Direct Tax Rate	Estimated Actual Taxable Value	Taxable Assessed Value as a Percentage of Actual Taxable Value
	\$		\$		\$				
2002	146,565,820		44,667,212		151,397,122		62.2	\$ 5,541,328,450	6.18%
2003	153,714,440		42,937,485		153,188,478		63.3	5,794,628,310	6.04%
2004	163,279,640		41,923,931		136,897,152		65.8	6,001,869,805	5.70%
2005	173,662,370		42,187,445		136,610,252		68.5	6,126,381,738	5.75%
2006	183,221,480		40,272,285		183,827,876		73.5	6,925,984,344	5.88%
2007	255,586,460		39,243,746		141,572,055		70.4	7,787,962,417	5.60%
2008	274,733,180		39,153,407		143,279,238		70.2	8,240,526,066	5.55%
2009	295,542,685		37,818,501		139,742,088		70.2	8,465,109,305	5.59%
2010	309,318,820		34,204,632		141,652,366		67.3	8,780,990,487	5.53%
2011	308,416,974		32,632,445		173,553,229		70.0	8,896,160,854	5.78%

Source: Oconee County Auditor

Note:

Property in the County was reassessed in fiscal year ended June 30, 2007.

Table 6

Oconee County, South Carolina  
Direct and Overlapping Property Tax Rates  
Last Ten Fiscal Years

	Fiscal Year									
	2011	2010	2009	2008	2007	2006	2005	2004	2003	2002
<b>Oconee County Direct Rates</b>										
Operating	61.1	63.9	64.1	64.1	64.3	68.0	64.0	61.8	54.7	55.1
Debt service	1.9	1.4	4.1	4.1	4.1	4.5	3.5	3.0	7.6	7.1
Economic development	1.0	1.0	1.0	1.0	1.0	1.0	1.0	1.0	1.0	-
Bridges and culverts	1.0	1.0	1.0	1.0	1.0	-	-	-	-	-
Tri-County Tech operations	2.1	2.7	2.1	2.1	2.6	2.1	2.1	2.2	1.8	1.8
<b>Total County Millage</b>	<b>67.1</b>	<b>70.0</b>	<b>72.3</b>	<b>72.3</b>	<b>73.0</b>	<b>75.6</b>	<b>70.6</b>	<b>68.0</b>	<b>65.1</b>	<b>64.0</b>
<b>Overlapping Rates</b>										
<b>School District</b>										
Operating	107.1	111.4	110.5	109.8	113.0	123.0	120.5	126.0	117.3	116.3
Debt service	31.0	31.0	31.0	31.0	18.0	18.0	13.9	11.0	14.6	14.7
School technology	-	-	-	-	-	-	-	-	-	1.0
<b>Total School Millage</b>	<b>138.1</b>	<b>142.4</b>	<b>141.5</b>	<b>140.8</b>	<b>131.0</b>	<b>141.0</b>	<b>134.4</b>	<b>137.0</b>	<b>131.9</b>	<b>132.0</b>
<b>Special District Rates</b>										
City of Seneca	52.3	52.3	52.3	50.0	50.0	50.0	50.0	50.0	50.0	50.0
City of Salem	32.4	32.4	31.0	30.0	30.0	30.0	30.0	30.0	30.0	30.0
City of Walhalla	84.0	84.0	84.0	84.0	84.0	84.0	84.0	84.0	84.0	84.0
City of West Union	41.3	41.3	40.3	39.0	39.0	39.0	39.0	39.0	39.0	39.0
City of Westminster	90.7	90.7	90.7	88.0	88.0	88.0	88.0	88.0	88.0	88.0
Emergency Services Protection District	2.9	2.9	2.9	2.9	-	-	-	-	-	-
Keowee Fire Special District	14.4	14.5	13.5	14.0	13.7	14.5	14.5	14.5	-	-
<b>Total Direct and Overlapping Rates</b>	<b>523.2</b>	<b>530.5</b>	<b>528.5</b>	<b>521.0</b>	<b>508.7</b>	<b>522.1</b>	<b>510.5</b>	<b>510.5</b>	<b>488.0</b>	<b>487.0</b>

Source: Oconee County Auditor

Note:

Overlapping rates are those of local and county governments that apply to property owners within Oconee County, South Carolina. Not all overlapping rates apply to all Oconee County, South Carolina property owners (e.g., the rates for the city or special district apply only to the portion of the government's property owners whose property is located within the geographic boundaries of the city or special district).

Table 7

Oconee County, South Carolina  
Principal Property Taxpayers  
Current Year and Nine Years Ago

Taxpayer	2011			2002		
	Taxable Assessed Value*	Rank	Percentage of Total Taxable Assessed Value	Taxable Assessed Value*	Rank	Percentage of Total Taxable Assessed Value
Duke Energy Corporation	\$ 145,027,690	1	28.18%	\$ 115,387,660	1	33.68%
Blue Ridge Electric Co-op Inc.	5,649,640	2	1.10%	3,799,520	4	1.11%
Sandvik, Inc.	4,597,347	3	0.89%			
BASF Corporation	3,530,760	4	0.69%			
Itron, Inc.	3,368,641	5	0.65%			
Cryovac, Inc.	2,997,190	6	0.58%	4,243,490	3	1.24%
Bellsouth Telecom, Inc.	2,554,460	7	0.50%	3,328,370	5	0.97%
BorgWarner Drivetrain Systems	2,549,559	8	0.50%			
Johnson Controls Battery	1,757,350	9	0.34%			
Koyo Bearings USA, LLC	1,634,933	10	0.32%			
US Engine Valve Company				1,677,520	10	0.49%
Westpoint Stevens, Inc.				6,401,449	2	1.87%
Engelhard Corporation				3,277,480	6	0.96%
Square D Co.				2,234,340	7	0.65%
Valenite, Inc.				1,867,130	8	0.54%
Dunlop Sports				1,851,180	9	0.54%
Total	<u>\$ 173,667,570</u>		<u>33.75%</u>	<u>144,068,139</u>		<u>42.05%</u>

Source: Oconee County Auditor

\* in thousands

Table 8

Oconee County, South Carolina  
Property Tax Levies and Collections  
Last Ten Fiscal Years

Fiscal Year Ended June 30,	Taxes Levied for the Fiscal Year	Collected within the Fiscal Year of the Levy		Collections in Subsequent Years	Tax Collections to Date	
		Amount	Percentage of Levy		Amount	Percentage of Levy
2002	\$ 22,063,984	\$ 20,585,519	93.30%	\$ 513,203	\$ 21,098,722	95.63%
2003	23,694,113	21,287,292	89.84%	419,972	21,707,264	91.61%
2004	23,698,683	21,766,648	91.85%	645,300	22,411,948	94.57%
2005	23,967,285	23,150,413	96.59%	574,694	23,725,107	98.99%
2006	29,734,480	28,537,940	95.98%	898,377	29,436,317	99.00%
2007	31,713,210	30,738,875	96.93%	758,149	31,497,024	99.32%
2008	33,109,438	32,008,545	96.67%	649,634	32,658,179	98.64%
2009	33,769,581	32,376,414	95.87%	737,626	33,114,040	98.06%
2010	35,142,666	33,697,683	95.89%	647,573	34,345,256	97.73%
2011	35,142,660	33,749,807	96.04%	720,960	34,470,767	98.09%

Source: Oconee County Treasurer

Oconee County, South Carolina  
Ratio of Outstanding Debt by Type  
Last Ten Fiscal Years

Fiscal Year Ended	Governmental Activities				Business-type Activities				Total Primary Government	Percentage of Personal Income <sup>1</sup>	Per Capita <sup>1</sup>
	General Obligation Bonds	Special Revenue Source	Revenue Bonds	Capital Leases	Revenue Bond	State Revolving Fund Loan	Capital Leases	Government			
June 30, 2002	\$ 15,665,000	\$ 297,884	\$ 980,314	\$ -	\$ -	\$ -	\$ -	\$ 16,943,198	1.0%	248	
2003	19,215,000	231,127	2,919,464	-	-	-	-	22,365,591	1.2%	325	
2004	17,165,000	772,639	2,167,094	-	-	-	-	20,104,733	1.1%	289	
2005	15,940,000	716,394	3,082,399	-	-	-	-	19,738,793	1.0%	280	
2006	11,415,000	640,977	1,947,815	-	-	-	-	14,003,792	0.7%	196	
2007	10,275,000	-	1,047,143	-	-	-	-	11,322,143	0.5%	156	
2008	9,075,000	-	2,185,058	-	-	-	-	11,260,058	0.5%	154	
2009	7,800,000	-	1,557,968	-	-	-	-	9,357,968	0.4%	127	
2010	6,465,000	3,500,000	912,932	-	-	-	-	10,877,932	n/a	146	
2011	21,480,000	3,500,000	617,659	-	-	-	-	25,597,659	n/a	345	

Source: Oconee County Finance Department

<sup>1</sup> See the table for Demographic and Economic Statistics for personal income and population data used for these calculations.

Note:  
Details regarding the County's outstanding debt can be found in the notes to the financial statements.



Oconee County, South Carolina  
 Ratios of General Bonded Debt Outstanding  
 Last Ten Fiscal Years

Fiscal Year Ended June 30,	General Bonded Debt Outstanding			Percentage of Actual Taxable Value of Property <sup>1</sup>	Per Capita <sup>2</sup>
	General Obligation Bonds	Less: Amount Available in Debt Service Fund	Total		
2002	\$ 15,665,000	\$ 3,326,793	\$ 12,338,207	3.60%	\$ 181
2003	19,215,000	3,836,757	15,378,243	4.40%	223
2004	17,165,000	2,302,062	14,862,938	4.34%	214
2005	15,940,000	1,193,315	14,746,685	4.18%	209
2006	11,415,000	1,382,218	10,032,782	2.46%	140
2007	10,275,000	1,613,985	8,661,015	1.98%	120
2008	9,075,000	1,880,690	7,194,310	1.57%	98
2009	7,800,000	2,210,845	5,589,155	1.18%	76
2010	6,465,000	1,607,112	4,857,888	1.00%	65
2011	21,480,000	1,218,659	20,261,341	3.94%	273

Source: Oconee County Finance Department

<sup>1</sup> See the table for Assessed Value and Estimated Actual Value of Taxable Property for total taxable assessed value used for these calculations.

<sup>2</sup> See the table for Demographic and Economic Statistics for the population used for these calculations.

Note:

Details regarding the County's outstanding debt can be found in the notes to the financial statements.

Table 11

Oconee County, South Carolina  
Direct and Overlapping Governmental Activities Debt  
As of June 30, 2011

Jurisdiction	Debt Outstanding	Estimated Percent Applicable <sup>1</sup>	Estimated Share of Direct and Overlapping Debt
<b>Direct Debt:</b>			
Oconee County	\$ 21,480,000	100.00%	<u>\$ 21,480,000</u>
<b>Overlapping Debt:</b>			
School District of Oconee County	51,270,000	100.00%	51,270,000
<u>Incorporated Municipalities</u>			
Town of Westminster	353,735	1.24%	4,375
Town of West Union	-	0.34%	-
Town of Salem	16,500	0.15%	26
City of Walhalla	-	1.52%	-
City of Seneca	-	6.46%	-
<u>Special Purpose District</u>			
Keowee Fire District	980,000	8.63%	84,614
Total Overlapping Debt			<u>51,359,015</u>
Total Direct and Overlapping Debt			<u><u>\$ 72,839,015</u></u>

Sources: Oconee County Auditor

<sup>1</sup> Determined by ratio of assessed valuation of property subject to taxation in overlapping unit to the valuation of property subject to taxation in the County.

Oconee County, South Carolina  
 Legal Debt Margin Information  
 Last Ten Fiscal Years

**Legal Debt Margin Calculation for Fiscal Year 2011**

Assessed valuation	\$ 514,602,648
Debt limit - 8 percent of total assessed value	\$ 41,168,212
Debt applicable to limit:	
General obligation bonds	21,480,000
Less: amount set aside for repayment of general obligation bonds	<u>(1,218,659)</u>
Debt qualifying for margin	<u>20,261,341</u>
Legal debt margin	<u>\$ 20,906,871</u>

	Fiscal Year									
	2011	2010	2009	2008	2007	2006	2005	2004	2003	2002
Debt Limit*	\$ 41,168,212	\$ 38,814,065	\$ 37,768,262	\$ 36,573,266	\$ 34,912,181	\$ 32,585,731	\$ 28,186,805	\$ 27,368,058	\$ 28,012,006	\$ 27,410,412
Total Net Debt Applicable to Limit	20,261,341	4,857,888	5,589,155	7,194,310	8,661,015	10,032,782	15,940,000	17,165,000	19,215,000	15,665,000
Legal Debt Margin	<u>\$ 20,906,871</u>	<u>\$ 33,956,177</u>	<u>\$ 32,179,107</u>	<u>\$ 29,378,956</u>	<u>\$ 26,251,166</u>	<u>\$ 22,552,949</u>	<u>\$ 12,246,805</u>	<u>\$ 10,203,058</u>	<u>\$ 8,797,006</u>	<u>\$ 11,745,412</u>

Total Net Debt Applicable to the Limit as a Percentage of Debt Limit	49.22%	12.52%	14.80%	19.67%	24.81%	30.79%	56.55%	62.72%	68.60%	57.15%
---	--------	--------	--------	--------	--------	--------	--------	--------	--------	--------

Source: Oconee County Auditor and Oconee County Treasurer

\* Calculated at eight percent of the total taxable assessed value.

Note:  
 Under South Carolina State Constitution Article X, Section 14, 7(a), Oconee County's outstanding general obligation debt should not exceed 8 percent of the total assessed property value.

Oconee County, South Carolina  
Pledged Revenue Coverage  
Last Ten Fiscal Years

2010 Special Source Revenue Bonds - Pointe West Project

Year	Fee in Lieu of Taxes	Debt Service Requirements			Coverage
		Principal <sup>1</sup>	Interest	Total	
2002	n/a	n/a	n/a	n/a	n/a
2003	n/a	n/a	n/a	n/a	n/a
2005	n/a	n/a	n/a	n/a	n/a
2006	n/a	n/a	n/a	n/a	n/a
2007	n/a	n/a	n/a	n/a	n/a
2008	n/a	n/a	n/a	n/a	n/a
2009	n/a	n/a	n/a	n/a	n/a
2010	n/a	n/a	n/a	n/a	n/a
2011	\$ 127,458	\$ -	\$ 127,458	\$ 127,458	1.00

Source: Oconee County Finance Department

<sup>1</sup>Principal payments were not scheduled in the period in which the debt was issued nor the current period.

Note:

Bonds were issued June 16, 2010. Fee in lieu of taxes are the funding source for this bond. Additional details regarding the County's outstanding debt can be found on the notes to the financial statements.

Table 14

Oconee County, South Carolina  
Demographic and Economic Statistics  
Last Ten Years

Year	Population <sup>1</sup>	Personal Income* <sup>3</sup>	Per Capita Personal Income <sup>3</sup>	Median Age <sup>1</sup>	School Enrollment <sup>4</sup>	Unemployment Rate <sup>2</sup>
2002	68,194	\$ 1,744,038	\$ 25,756	39.5	10,070	6.7%
2003	68,900	1,789,340	26,257	39.5	10,097	7.5%
2004	69,615	1,888,562	27,525	40.3	10,344	7.4%
2005	70,581	1,952,432	28,177	40.6	10,406	8.7%
2006	71,490	2,101,697	30,047	40.9	10,474	8.8%
2007	72,407	2,218,736	31,388	41.3	10,411	6.8%
2008	73,089	2,342,766	32,954	41.6	10,377	7.3%
2009	73,829	2,324,139	32,499	42.4	10,402	13.4%
2010	74,273	n/a	n/a	43.4	10,629	11.8%
2011	74,300	n/a	n/a	n/a	10,570	n/a

Sources: <sup>1</sup> US Census Bureau, Population Division  
<sup>2</sup> US Department of Labor, Bureau of Labor Statistics  
<sup>3</sup> US Department of Commerce, Bureau of Economic Analysis  
<sup>4</sup> School District of Oconee County, SC

\* in thousands of dollars

Note:

All data, except school enrollment, is based on calendar years and may not be available for the current year and/or some of the previous years.

Table 15

Oconee County, South Carolina  
Principal Employers  
Current Year and Nine Years Ago

Company or Organization	2011			2002		
	Number of Employees	Rank	Percentage of Total County Employment	Number of Employees	Rank	Percentage of Total County Employment
Duke Energy Corporation	2,200	1	10.21%	1,770	2	7.65%
School District of Oconee County	1,600	2	7.42%	1,570	3	6.79%
Oconee Medical Center	1,400	3	6.50%	949	4	4.10%
Itron, Inc.	715	4	3.32%			
Schneider Electric - Square D Co.	655	5	3.04%			
Koyo Bearings USA, LLC	460	6	2.13%			
BorgWarner Drivetrain Systems	450	7	2.09%			
Oconee County Government	450	8	2.09%	447	8	1.93%
Covidien	423	9	1.96%			
BASF Corporation	407	10	1.89%			
Westpoint Stevens, Inc.				3,344	1	14.46%
Schlumberger Industries				855	5	3.70%
Square D Co.				675	6	2.92%
Dunlop Sports				600	7	2.59%
Kendall Healthcare Products Co.				430	9	1.86%
Engelhard Corporation				360	10	1.56%
Torrington Co.				360	10	1.56%
	<u>8,760</u>		<u>40.65%</u>	<u>11,360</u>		<u>49.11%</u>

Source: SC Appalachian Council of Governments

Table 16

Oconee County, South Carolina  
County Employees by Function  
Last Ten Fiscal Years

Function/Program	Fiscal Year									
	2011	2010	2009	2008	2007	2006	2005	2004	2003	2002
<b>General Government</b>										
Administrator	2	2	2	2	2	3	4	2	2	2
County Council	1	1	1	1	1	1	1	1	1	1
Facilities Maintenance	10	10	10	11	11	10	10	10	10	10
Finance	8	9	8	8	7	7	7	8	7	6
Human Resources	4	4	4	4	5	5	5	5	5	5
Information Technology	9	10	8	8	13	11	11	9	3	3
Planning	3	3	3	4	3	2	2	2	2	2
Procurement	3	3	3	3	4	4	5	5	5	4
Register of Deeds	4	4	5	5	5	5	5	5	5	4
Registration and Elections	2	2	2	2	2	2	2	2	2	2
Vehicle Maintenance	14	14	14	15	15	15	16	15	15	15
Assessor	18	17	21	18	14	14	13	13	15	16
Auditor	7	7	7	7	7	7	7	6	16	6
Delinquent Tax Collector	3	3	3	3	4	4	4	4	4	4
Treasurer	7	7	7	6	6	6	6	6	6	6
<b>Public Safety</b>										
Animal Control	6	6	6	6	6	6	5	3	3	3
Building Codes	9	9	11	11	10	10	9	9	10	9
Communications	18	18	18	18	19	17	17	16	16	16
Coroner	1	1	1	1	1	1	1	1	1	1
Detention Center	36	36	36	28	27	25	25	25	25	25
Emergency Services	13	12	16	3	3	3	4	3	3	3
Rural Fire	-	-	-	4	4	4	4	4	3	3
Sheriff's Office	90	90	89	87	88	84	83	80	80	77
<b>Transportation</b>										
Airport	5	5	5	5	5	5	5	5	5	5
Roads and Bridges	38	38	38	38	37	37	36	40	39	39

Table 16 - Continued

Oconee County, South Carolina  
County Employees by Function  
Last Ten Fiscal Years

	Fiscal Year									
	2011	2010	2009	2008	2007	2006	2005	2004	2003	2002
<b>Judicial Services</b>										
Clerk of Court	10	10	10	11	10	10	10	10	9	9
Magistrate	9	9	9	9	9	9	10	11	11	11
Probate Court	7	6	6	5	5	5	5	5	5	5
Solicitor	10	10	8	7	7	6	6	6	6	7
<b>Health and Welfare</b>										
Legislative Delegation	1	1	1	1	1	1	1	1	1	1
Veteran's Affairs	3	3	3	3	3	3	3	3	2	2
<b>Public Works</b>										
Soil and Water	1	1	1	1	1	1	1	1	1	1
Solid Waste	36	36	39	42	43	43	49	49	49	49
<b>Culture and Recreation</b>										
Library	18	18	18	18	18	18	18	18	18	18
Parks, Recreation, and Tourism	14	14	13	13	13	10	15	14	14	13
<b>Economic Development</b>	2	2	2	2	2	2	2	2	2	2
<b>Enterprise Fund</b>										
Rock Quarry	16	16	16	16	17	17	18	17	17	17
	<u>438</u>	<u>437</u>	<u>444</u>	<u>426</u>	<u>428</u>	<u>413</u>	<u>425</u>	<u>416</u>	<u>418</u>	<u>402</u>

Source: Oconee County Human Resources

Note:

The above counts are based on the budgeted number of full-time equivalent employees for each fiscal year.



Table 17

Oconee County, South Carolina  
Operating Indicators by Function/Program  
Last Ten Fiscal Years

Function/Program	Fiscal Year									
	2011	2010	2009	2008	2007	2006	2005	2004	2003	2002
<b>General Government</b>										
<b>County Council</b>										
Regular meetings	24	22	24	22	24	24	24	24	24	n/a
Special meetings	14	15	14	15	8	6	6	4	4	n/a
<b>Finance</b>										
Accounts payable disbursements	10,338	10,869	10,939	10,767	10,516	9,541	10,100	10,025	8,864	8,860
Payroll disbursements	13,103	12,427	12,298	12,753	12,532	11,530	11,858	11,619	11,334	11,057
<b>Human Resources</b>										
Applications processed	3,300	3,148	2,832	2,621	2,568	1,656	2,182	1,503	n/a	n/a
Terminations	115	108	90	62	72	72	80	65	n/a	n/a
<b>Planning</b>										
Land use/Subdivision reviews	95	150	209	156	154	n/a	n/a	n/a	n/a	n/a
<b>Procurement</b>										
Number of requests for proposals (RFP)	15	5	8	7	2	8	6	n/a	15	20
Number of purchase orders	900	1,180	1,002	1,020	875	698	712	n/a	12	20
<b>Register of Deeds</b>										
Recorded documents	15,540	16,229	15,832	20,226	23,458	23,884	21,758	23,761	21,819	20,401
<b>Registration and Elections</b>										
Current registered voters	n/a	46,785	50,000	44,233	39,244	38,391	36,076	33,076	n/a	n/a
<b>Vehicle Maintenance</b>										
Repair orders processed	2,580	2,400	1,272	2,600	2,640	2,421	2,800	2,700	n/a	n/a
<b>Assessor</b>										
Assessment appeals processed	12,000	1,205	500	800	6,500	6,500	800	n/a	n/a	n/a
<b>Auditor</b>										
Real estate, vehicle, and business property notices	159,000	156,190	148,031	145,712	141,037	n/a	n/a	n/a	n/a	n/a
Temporary tags	1,040	1,144	1,167	1,223	1,272	n/a	n/a	n/a	n/a	n/a
<b>Board of Assessment and Appeals</b>										
Appeals filed	61	25	100	180	131	8	7	7	179	n/a
Hearings held	30	6	29	-	25	3	2	1	75	n/a
<b>Delinquent Tax Collector</b>										
Records processed	8,645	8,080	7,551	6,892	9,085	5,955	5,094	5,097	n/a	n/a
<b>Treasurer</b>										
Tax notices mailed	152,011	151,974	n/a	n/a	129,137	141,805	145,900	n/a	n/a	n/a

Table 17 - Continued

Oconee County, South Carolina  
Operating Indicators by Function/Program  
Last Ten Fiscal Years

Function/Program	Fiscal Year									
	2011	2010	2009	2008	2007	2006	2005	2004	2003	2002
<b>Public Safety</b>										
<b>Animal Control</b>										
Animals received	5,300	5,241	5,434	5,433	5,198	5,234	5,198	5,234	n/a	n/a
Animals adopted	1,200	1,029	965	767	721	n/a	n/a	n/a	n/a	n/a
<b>Building Codes</b>										
Permits issued	1,000	1,000	1,338	2,207	1,667	2,100	2,197	2,200	1,996	n/a
<b>Coroner (Based on a calendar year.)</b>										
Deaths	560	559	547	496	366	362	329	198	195	184
<b>Detention Center</b>										
Average daily population	162	161	159	154	139	130	118	96	86	n/a
<b>Emergency Services (Based on a calendar year.)</b>										
Medical Rescue Call Responses	4,090	4,521	4,509	4,379	4,457	4,538	4,511	4,606	4,052	3,945
Special Rescue Call Responses	30	53	62	31	29	36	32	31	28	33
Fire Call Responses	n/a	3,330	2,133	1,306	1,812	2,254	2,278	2,320	n/a	n/a
Hazardous Material Call Responses	20	32	n/a	n/a	n/a	n/a	n/a	n/a	n/a	n/a
<b>Sheriff's Office</b>										
Service calls	37,000	35,519	37,666	48,000	n/a	n/a	n/a	n/a	n/a	n/a
Arrest warrants served	3,500	3,407	3,700	3,382	3,548	3,840	2,236	2,867	n/a	n/a
<b>Transportation</b>										
<b>Roads and Bridges</b>										
Work orders	7,000	7,262	6,938	2,775	4,849	2,514	1,900	1,467	n/a	n/a
Tons of gravel hauled	39,000	44,198	32,763	42,400	42,007	42,007	35,006	n/a	n/a	n/a
<b>Judicial Services</b>										
<b>Clerk of Court</b>										
Foreclosure auctions	420	393	63	118	138	138	177	182	n/a	n/a
Cases Processed	6,810	6,147	3,966	6,810	6,769	6,769	7,130	6,005	n/a	n/a
<b>Magistrate</b>										
Municipal arrest warrants	2,034	2,236	1,162	6,670	5,526	4,753	5,524	3,575	n/a	n/a
Municipal traffic ticket cases	13,461	14,903	7,250	11,752	9,794	10,297	9,996	7,641	n/a	n/a

Table 17 - Continued

Oconee County, South Carolina  
Operating Indicators by Function/Program

Function/Program	Fiscal Year										
	2011	2010	2009	2008	2007	2006	2005	2004	2003	2002	
<b>Health and Welfare</b>											
<b>Department of Social Services</b>											
Food stamps cases	4,450	4,390	3,800	3,100	2,975	2,787	2,460	n/a	n/a	n/a	
Child protective services investigations	270	259	213	310	368	331	271	n/a	n/a	n/a	
<b>Public Works</b>											
<b>Solid Waste</b>											
Municipal solid waste (MSW) tons	36,750	34,101	36,779	37,773	35,816	36,880	39,641	40,441	38,764	n/a	
Construction and demolition (C&D) tons	17,500	17,905	21,308	25,014	23,440	19,594	20,393	15,549	13,638	n/a	
<b>Culture and Recreation</b>											
<b>Library</b>											
Computer users	59,330	54,441	44,556	39,838	27,880	25,344	20,143	17,725	7,950	n/a	
Registered patrons	41,258	37,370	32,941	33,428	33,131	41,665	38,329	35,007	31,865	n/a	
<b>Enterprise Fund</b>											
<b>Rock Quarry</b>											
Tons shot	450,000	392,630	499,084	552,517	489,316	481,097	479,907	469,105	446,261	n/a	
Tons sold/used	458,000	497,819	452,608	493,165	435,554	488,917	446,835	493,263	413,715	n/a	

Source: Oconee County Finance Department

Note:

Not all departments have maintained workload indicator data for each year above.  
Due to unavailability of actual numbers, projected numbers may have been used for 2011.

Oconee County, South Carolina  
 Capital Asset Statistics by Function/Program  
 Last Ten Fiscal Years

Function/Program	Fiscal Year									
	2011	2010	2009	2008	2007	2006	2005	2004	2003	2002
<b>General Government</b>										
<b>Nondepartmental</b>										
Buildings	6	6	6	7	6	6	6	6	6	n/a
Vehicles	31	30	29	34	30	31	41	37	38	n/a
<b>Solid Waste <sup>2</sup></b>										
Construction and demolition (C&D) landfill facility	-	-	2	2	-	-	-	-	-	n/a
Municipal solid waste (MSW) landfill facility	-	-	1	1	-	-	-	-	-	n/a
Buildings - manned convenience centers	-	-	11	11	-	-	-	-	-	n/a
Equipment and vehicles	-	-	71	99	-	-	-	-	-	n/a
<b>Public Safety</b>										
<b>Emergency Services <sup>1</sup></b>										
Vehicles	98	101	92	26	24	23	21	18	18	n/a
Rescue boats	3	3	3	3	3	2	2	1	1	n/a
<b>Rural Fire <sup>1</sup></b>										
Vehicles	-	-	-	64	62	63	60	60	60	n/a
<b>Sheriff's Department</b>										
Vehicles	112	118	105	116	109	108	96	98	93	n/a
Patrol boats	2	2	2	1	1	1	1	1	1	n/a
Helicopters	1	1	1	1	1	1	1	1	1	n/a
<b>Transportation</b>										
<b>Airport</b>										
Land (acres)	300.7216	300.7216	300.7216	300.7216	300.7216	300.7216	300.7216	300.7216	300.722	n/a
Buildings	6	4	4	6	7	7	7	7	7	n/a
Equipment and vehicles	9	10	10	11	9	9	9	9	9	n/a
<b>Roads and Bridges</b>										
Bridges	24	24	24	24	24	n/a	n/a	n/a	n/a	n/a
Roads	1580	1572	1569	1553	1439	136	75	51	37	n/a
Vehicles and heavy equipment	106	103	93	100	86	92	92	98	98	n/a

Table 18 - Continued

Oconee County, South Carolina  
 Capital Asset Statistics by Function/Program  
 Last Ten Fiscal Years

Function/Program	Fiscal Year									
	2011	2010	2009	2008	2007	2006	2005	2004	2003	2002
<b>Health and Welfare</b>										
<b>Department of Social Services</b>										
Buildings	1	1	1	1	2	1	1	1	1	n/a
<b>Health Clinic</b>										
Buildings	1	1	1	1	1	1	1	1	1	n/a
<b>Health Department</b>										
Buildings	2	2	2	2	2	2	2	2	2	n/a
<b>Nursing Home</b>										
Buildings	1	1	1	1	1	1	1	1	1	n/a
<b>Public Works</b>										
<b>Solid Waste <sup>2</sup></b>										
Construction and demolition landfill facility	2	2	-	-	-	-	-	-	-	-
Municipal solid waste (MSW) landfill facility	1	1	-	-	-	-	-	-	-	n/a
Buildings - manned convenience centers	11	11	-	-	-	-	-	-	-	-
Equipment and vehicles	73	71	-	-	-	-	-	-	-	-
<b>Culture and Recreation</b>										
<b>Library</b>										
Buildings - branches	3	3	3	3	3	3	3	3	3	n/a
<b>Parks, Recreation, and Tourism</b>										
Land (acres)	119.171	119.171	119.171	119.171	119.171	119.171	119.171	119.171	119.171	n/a
<b>Economic Development</b>										
<b>Economic Development</b>										
Commerce park land (industrial acreage for resale)	837.106	430.396	430.396	430.396	33.17	40.58	40.58	40.58	40.58	n/a
<b>Enterprise Fund</b>										
<b>Solid Waste <sup>2</sup></b>										
Construction and demolition landfill facility	-	-	-	-	2	2	2	2	2	n/a
Municipal solid waste (MSW) landfill facility	-	-	-	-	1	1	1	1	1	n/a
Buildings - manned convenience centers	-	-	-	-	11	11	11	11	11	n/a
Equipment and vehicles	-	-	-	-	34	30	32	28	26	n/a

Table 18 - Continued

Oconee County, South Carolina  
 Capital Asset Statistics by Function/Program  
 Last Ten Fiscal Years

Function/Program	Fiscal Year									
	2011	2010	2009	2008	2007	2006	2005	2004	2003	2002
<b>Enterprise Fund - continued</b>										
<b>Rock Quarry</b>										
Land (acres)	26,429	26,429	26,429	26,429	26,429	26,429	26,429	26,429	26,429	n/a
Equipment and vehicles	29	28	28	28	32	37	37	34	34	n/a

Source: Oconee County Finance Department

<sup>1</sup> In fiscal year 2008-2009, Rural Fire was merged into Emergency Services.

<sup>2</sup> During fiscal year end 2008, Solid Waste was reclassified from an enterprise fund to a department in the General Fund.

Note:

<sup>1</sup> This report is retroactive to the fiscal year ended June 30, 2003 when GASB Statement 34 was implemented.

## **COMPLIANCE SECTION**

*This page is intentionally left blank.*



**SINGLE AUDIT SECTION**

*This page is intentionally left blank.*

## REPORT ON INTERNAL CONTROL OVER FINANCIAL REPORTING AND ON COMPLIANCE AND OTHER MATTERS BASED ON AN AUDIT OF FINANCIAL STATEMENTS PERFORMED IN ACCORDANCE WITH GOVERNMENT AUDITING STANDARDS

Oconee County Council  
Oconee County  
Walhalla, South Carolina

We have audited the financial statements of the governmental activities, the business-type activities, each major fund, and the aggregate remaining fund information of Oconee County, South Carolina as of and for the year ended June 30, 2011, which collectively comprise Oconee County's basic financial statements and have issued our report thereon dated December 21, 2011. We conducted our audit in accordance with U.S. generally accepted auditing standards and the standards applicable to financial audits contained in *Government Auditing Standards*, issued by the Comptroller General of the United States.

### Internal Control Over Financial Reporting

In planning and performing our audit, we considered the County's internal control over financial reporting as a basis for designing our auditing procedures for the purpose of expressing our opinions on the financial statements, but not for the purpose of expressing an opinion on the effectiveness of the County's internal control over financial reporting. Accordingly, we do not express an opinion on the effectiveness of the County's internal control over financial reporting.

A *deficiency in internal control* exists when the design or operation of a control does not allow management or employees, in the normal course of performing their assigned functions, to prevent, or detect and correct misstatements on a timely basis. A *material weakness* is a deficiency, or a combination of deficiencies, in internal control such that there is a reasonable possibility that a material misstatement of the entity's financial statements will not be prevented, or detected and corrected on a timely basis.

Our consideration of internal control over financial reporting was for the limited purpose described in the preceding paragraph and was not designed to identify all deficiencies in internal control over financial reporting that might be deficiencies, significant deficiencies, or material weaknesses. We did not identify any deficiencies in internal control over financial reporting that we consider to be material weaknesses, as defined above.

### Compliance and Other Matters

As part of obtaining reasonable assurance about whether the County's financial statements are free of material misstatement, we performed tests of its compliance with certain provisions of laws, regulations, contracts, and grant agreements, noncompliance with which could have a direct and material effect on the determination of financial statement amounts. However, providing an opinion on compliance with those provisions was not an objective of our audit, and accordingly, we do not express such an opinion. The results of our tests disclosed no instances of noncompliance or other matters that are required to be reported under *Government Auditing Standards*.

This report is intended solely for the information and use of management, County Council, others within the entity, and federal awarding agencies and pass-through entities and is not intended to be and should not be used by anyone other than these specified parties.

*McAbee, Talbert, Halliday & Co.*

Spartanburg, South Carolina  
December 21, 2011

INDEPENDENT AUDITORS' REPORT ON COMPLIANCE  
WITH REQUIREMENTS THAT COULD HAVE A DIRECT AND MATERIAL EFFECT  
ON EACH MAJOR PROGRAM AND ON INTERNAL CONTROL OVER COMPLIANCE  
IN ACCORDANCE WITH OMB CIRCULAR A-133

Oconee County Council  
Oconee County  
Walhalla, South Carolina

### Compliance

We have audited the compliance of Oconee County, South Carolina, with the types of compliance requirements described in the *OMB Circular A-133 Compliance Supplement* that could have a direct and material effect on each of the County's major federal programs for the year ended June 30, 2011. The County's major federal programs are identified in the summary of auditor's results section of the accompanying schedule of findings and questioned costs. Compliance with the requirements of laws, regulations, contracts, and grants applicable to each of its major federal programs is the responsibility of the County's management. Our responsibility is to express an opinion on the County's compliance based on our audit.

We conducted our audit of compliance in accordance with U.S. generally accepted auditing standards; the standards applicable to financial audits contained in *Government Auditing Standards*, issued by the Comptroller General of the United States; and OMB Circular A-133, *Audits of States, Local Governments, and Non-Profit Organizations*. Those standards and OMB Circular A-133 require that we plan and perform the audit to obtain reasonable assurance about whether noncompliance with the types of compliance requirements referred to above that could have a direct and material effect on a major federal program occurred. An audit includes examining, on a test basis, evidence about the County's compliance with those requirements and performing such other procedures as we considered necessary in the circumstances. We believe that our audit provides a reasonable basis for our opinion. Our audit does not provide a legal determination of the County's compliance with those requirements.

In our opinion, Oconee County, South Carolina, complied, in all material respects, with the compliance requirements referred to above that are applicable to each of its major federal programs for the year ended June 30, 2011.

### Internal Control Over Compliance

Management of the County, is responsible for establishing and maintaining effective internal control over compliance with the requirements of laws, regulations, contracts, and grants applicable to federal programs. In planning and performing our audit, we considered the County's internal control over compliance with the requirements that could have a direct and material effect on a major federal program in order to determine our auditing procedures for the purpose of expressing our opinion on compliance and to test and report on internal control over compliance in accordance with OMB Circular A-133, but not for the purpose of expressing an opinion on the effectiveness of internal control over compliance. Accordingly, we do not express an opinion on the effectiveness of the County's internal control over compliance.

A *deficiency in internal control over compliance* exists when the design or operation of a control over compliance does not allow management or employees, in the normal course of performing their assigned functions, to prevent, or detect and correct, noncompliance with a type of compliance requirement of a federal program on a timely basis. A *material weakness in internal control over compliance* is a deficiency, or combination of deficiencies, in internal control over compliance, such that there is a reasonable possibility that material noncompliance with a type of compliance requirement of a federal program will not be prevented, or detected and corrected, on a timely basis.

Our consideration of internal control over compliance was for the limited purpose described in the first paragraph of this section and was not designed to identify all deficiencies in internal control over compliance that might be deficiencies, significant deficiencies, or material weaknesses. We did not identify any deficiencies in internal control over compliance that we consider to be material weaknesses, as defined above.

This report is intended solely for the information and use of management, County Council, others within the entity, federal awarding agencies, and pass-through entities and is not intended to be and should not be used by anyone other than these specified parties.

*McAbee, Talbert, Halliday & Co.*

Spartanburg, South Carolina  
December 21, 2011

OCONEE COUNTY, SOUTH CAROLINA  
SCHEDULE OF EXPENDITURES OF FEDERAL AWARDS  
FOR THE YEAR ENDED JUNE 30, 2011

Federal Grantor/Pass-through Grantor/Program Title	Federal CFDA Number	Pass-through Grantor's Number	Expenditures
US Department of Agriculture			
ARRA - Emergency Watershed Protection Program	10.923	69-4639-10-1012	38,109
ARRA - Emergency Watershed Protection Program	10.923	69-4639-10-1013	291,294
Passed through the SC State Treasurer's Office			
Secure Payments for States and Counties Containing Federal Land	10.665		351,270
			<u>680,673</u>
US Department of Commerce			
ARRA - Broadband Technology Opportunities Program	11.557	NT10BIX5570117	161,639
US Department of Housing and Urban Development			
Passed through the SC Department of Commerce			
Community Development Block Grant	14.228	4-W-01-005	967
US Department of Justice			
Edward Byrne Memorial Justice Assistance Grant Program	16.738	2009-DJ-BX-0907	1,846
Edward Byrne Memorial Justice Assistance Grant Program	16.738	2010-DJ-BX-1576	26,488
ARRA - Edward Byrne Memorial Justice Assistance Grant Program/Grants to Units of Local Governments	16.804	2009-SB-B9-3014	17,820
			<u>46,154</u>
US Department of Transportation			
Airport Improvement Program	20.106	3-45-0016-016-2008	167,668
Airport Improvement Program	20.106	3-45-0016-017-2008	140,251
Airport Improvement Program	20.106	3-45-0016-019	1,521,949
Passed through the SC Department of Public Safety			
State and Community Highway Safety	20.600	2JC10010	5,547
State and Community Highway Safety	20.600	2JC11010	8,145
			<u>1,843,560</u>
Institute of Museum and Library Services			
Passed through the SC State Library			
Grants to States	45.310	IIA	1,218
Grants to States	45.310	IIA	750
Grants to States	45.310	IID-10-25	400
Grants to States	45.310	IID-10-04	2,500
			<u>4,868</u>
US Department of Energy			
Passed through the SC Energy Office			
ARRA - Energy Efficiency and Conservation Block Grant Program	81.128	EAP-03	186,238
US Department of Education			
Passed through the SC State Library			
ARRA - State Fiscal Stabilization Fund - Government Services	84.397		19,355

OCONEE COUNTY, SOUTH CAROLINA  
 SCHEDULE OF EXPENDITURES OF FEDERAL AWARDS  
 FOR THE YEAR ENDED JUNE 30, 2011

Federal Grantor/Pass-through Grantor/Program Title	Federal CFDA Number	Pass-through Grantor's Number	Expenditures
US Department of Health and Human Services			
Passed through the SC Department of Social Services			
Child Support Enforcement - Service of Process	93.563		11,963
Child Support Enforcement - Unit Cost	93.563		129,505
Child Support Enforcement - Incentive	93.563		19,961
Child Support Enforcement - Filing Fees	93.563		16,950
			<u>178,379</u>
US Homeland Security Administration			
Passed through the SC Emergency Management Division			
Emergency Management Performance Grants	97.042	8EMPG01	8,632
Emergency Management Performance Grants	97.042	9EMPG01	14,655
Emergency Management Performance Grants	97.042	10EMPG01	56,891
Emergency Management Performance Grants	97.042	11EMPG01	1,075
Passed through the SC State Law Enforcement Division			
Buffer Zone Protection Program	97.078	7BZPP02	185,371
Citizens Corp	97.067	9CCP01	1,995
			<u>268,619</u>
Total Expenditures of Federal Awards			<u><u>\$ 3,390,452</u></u>

See accompanying note to schedule of expenditures of federal awards.



OCONEE COUNTY, SOUTH CAROLINA  
NOTE TO SCHEDULE OF EXPENDITURES OF FEDERAL AWARDS  
FOR THE YEAR ENDED JUNE 30, 2011

**NOTE 1 – BASIS OF PRESENTATION**

The accompanying Schedule of Expenditures of Federal Awards includes the activity of all federal financial assistance programs of Oconee County, South Carolina for the year ended June 30, 2011. The Schedule is presented on the accrual basis of accounting with the requirements of OMB Circular A-133, *Audits of States, Local Governments, and Non-Profit Organizations*.

OCONEE COUNTY, SOUTH CAROLINA  
 SCHEDULE OF FINDINGS AND QUESTIONED COSTS  
 FOR THE YEAR ENDED JUNE 30, 2011

**A. SUMMARY OF AUDIT RESULTS**

1. The auditor's report expresses an unqualified opinion on the financial statements of Oconee County, South Carolina.
2. No significant deficiencies relating to the audit of the financial statements are reported in the Report on Internal Control Over Financial Reporting.
3. No instances of noncompliance material to the financial statements of Oconee County, South Carolina, which would be required to be reported in accordance with *Government Auditing Standards*, were disclosed during the audit.
4. No significant deficiencies relating to the audit of the major federal award programs are reported in the Report on Internal Control Over Compliance.
5. The auditor's report on compliance for the major federal award program for Oconee County, South Carolina expresses an unqualified opinion on all major federal programs.
6. Audit findings that are required to be reported in accordance with Section 510(a) of OMB Circular A-133 are reported in this Schedule.
7. The programs tested as major programs included:

Program Name	CFDA Number
Airport Improvement Program	20.106
ARRA - Emergency Watershed Protection Program	10.923
ARRA - Broadband Technology Opportunities Program	11.557

8. The threshold for distinguishing between Type A and B programs was \$300,000.
9. Oconee County, South Carolina did not qualify as a low-risk auditee.

**B. FINDINGS - FINANCIAL STATEMENT AUDIT**

None

**C. FINDINGS AND QUESTIONED COSTS - MAJOR FEDERAL AWARD PROGRAMS**

None

OCONEE COUNTY, SOUTH CAROLINA  
SUMMARY SCHEDULE OF PRIOR AUDIT FINDINGS  
FOR THE YEAR ENDED JUNE 30, 2011

**FINDINGS - FINANCIAL STATEMENT AUDIT**

**2010-1**

Conditions and Criteria

This finding was a material weakness stating that the County's system failed to prevent or detect errors in recording the Oconee County Rock Quarry accounts receivable and the related allowance for uncollectible accounts and the valuation of the inventory.

Recommendation

The auditor recommended that the County implement policies and procedures to reconcile the general ledger to the Rock Quarry accounts receivable aging reports at least annually and that the County reviews the year-end calculation of the rock quarry inventory costs to ensure that the valuation is accurate.

Current Status

The Rock Quarry provided the Finance Department with reports detailing customer accounts receivable balances and a detailed calculation of the allowance for uncollectible accounts that were reconciled to the general ledger. Management reviewed the survey and calculation of inventory at fiscal year-end to ensure accurate valuation.

**2010-02**

Conditions and Criteria

This finding was a material weakness stating that the County, without timely and complete bank account reconciliations, cannot produce accurate internal financial information.

Recommendation

The auditor recommended that the monthly bank reconciliations be completed and reviewed for accuracy and completeness on a timely basis. The composition of unreconciled differences should be determined and followed up on, and any journal entries deemed necessary as a result should be recorded. Unreconciled differences should be investigated and not be allowed to roll forward from month to month.

Current Status

During fiscal year 2011, the County changed its procedures for posting deposits, revised the bank reconciliation format, and began preparing reconciliations monthly, recording all necessary adjusting journal entries.

OCONEE COUNTY, SOUTH CAROLINA  
SUMMARY SCHEDULE OF PRIOR AUDIT FINDINGS - Continued  
FOR THE YEAR ENDED JUNE 30, 2011

**FINDINGS - FINANCIAL STATEMENT AUDIT - Continued**

**2010-03**

Conditions and Criteria

This finding was a material weakness stating that the County's capital asset records required additional analysis to correctly state the capital assets.

Recommendation

The auditor recommended that the capital asset expenditures be reconciled to the capital asset additions to ensure that all capital assets have been capitalized, and that the construction in progress be reviewed on a periodic basis to ensure that as projects are completed, the assets are placed in service and depreciated.

Current Status

During fiscal year 2011, the County continued reviewing the general ledger expenditures periodically for possible capital asset additions not reported by the departments. Departments were sent capital asset listings for review. Construction in progress was reviewed to assess the status of projects with completed projects added to the capital asset ledger.

**2010-04**

Conditions and Criteria

This finding was a material weakness stating that the County's accrued liability for landfill closure and post-closure required additional analysis, including use of inflation factors, to be correctly stated.

Recommendation

The auditor recommended that County obtain an updated cost estimate for the closure and post-closure costs for all the County's landfills.

Current Status

The County obtained new engineering estimates for closure and post-closure costs that included inflation factors in the annual totals for both the MSW and the C&D landfills.

**FINDINGS AND QUESTIONED COSTS - MAJOR FEDERAL AWARD PROGRAM AUDIT**

None

Ref: Council Initiated Rezoning # 1 PRLD

**AGENDA ITEM SUMMARY  
OCONEE COUNTY, SC**

**COUNCIL MEETING DATE: January 3, 2011**  
**COUNCIL MEETING TIME: 6:00 PM**

**ITEM TITLE OR DESCRIPTION:**

2<sup>nd</sup> Reading of Ordinance 2011-25: "AN ORDINANCE TO AMEND THE OCONEE COUNTY ZONING ENABLING ORDINANCE, ORDINANCE 2007-18, IN CERTAIN LIMITED REGARDS AND PARTICULARS, ONLY, AS TO REZONE A SERIES OF PARCELS SPECIFIED HEREIN, AND TO RATIFY AND AFFIRM ALL OTHER PROVISIONS OF ORDINANCE 2007-18 NOT AMENDED OR MODIFIED HEREBY; AND OTHER MATTERS RELATING THERETO"

**BACKGROUND OR HISTORY:**

Council took first reading in caption only on September 6, 2011 and sent the issue to the Planning Commission for review. The Commission heard the matter at their regularly scheduled meeting on November 7, 2011. After receiving public comment and staff's presentation; the Commission voted to recommend all parcels to be zoned into the Public and Recreational Lands District.

**SPECIAL CONSIDERATIONS OR CONCERNS:**

Staff was asked to contact the appropriate agencies requesting input. Staff received feedback from the Lands Program Manager, Francis Marion and Sumter National Forest. See attached staff presentation to the Planning Commission.

**COMPLETE THIS PORTION FOR ALL PROCUREMENT REQUESTS:**

Does this request follow Procurement Ordinance #2001-15 guidelines? Yes / No [review #2001-15 on Procurement's website]

If no, explain briefly: N/A

**STAFF RECOMMENDATION:**

Take second reading and schedule the required public.

**FINANCIAL IMPACT:**

None Anticipated

**COMPLETE THIS PORTION FOR ALL GRANT REQUESTS:**

Are Matching Funds Available: Yes / No

If yes, who is matching and how much: N/A

**ATTACHMENTS**

Copy of Ordinance 2011-25 written to reflect the Planning Commission's recommendation;  
The Planning Commission minutes pertaining specifically to Ordinance 2011-25, a copy of staff's presentation to the Commission.

**Reviewed By/ Initials:**

\_\_\_\_\_ County Attorney      \_\_\_\_\_ Finance      \_\_\_\_\_ Grants      \_\_\_\_\_ Procurement

**Submitted or Prepared By:**

**Approved for Submittal to Council:**

*Hann J. Cobby*

\_\_\_\_\_  
Department Head/Elected Official

\_\_\_\_\_  
Scott Moulder, County Administrator

*Council has directed that they receive their agenda packages a week prior to each Council meeting, therefore, Agenda Items Summaries must be submitted to the Administrator for his review/approval no later than 12 days prior to each Council meeting. It is the Department Head / Elected Officials responsibility to ensure that all approvals are obtained prior to submission to the Administrator for inclusion on an agenda.*

*A calendar with due dates marked may be obtained from the Clerk to Council.*

Ref: Council Initiated Rezoning # 1 PRLD

**Planning Commission Meeting Minutes from 11-7-2011**

**Item 4: Discussion and/or Consideration of Ordinance 2011-25, referenced as Public Land Request**

BJ Littleton spoke against rezoning ordinance 2011-25.

Mr. Gadsby reviewed the staff presentation with the Commission.

Mr. Abbott made a motion to recommend County Council take no additional action on this ordinance. Mr. Moore seconded the motion. Discussion followed. The motion failed 2-5, with Ms. Heller, Ms. McPhail, Mr. Lyle, Mr. Gilster, and Chairman Honea opposed.

Ms. Heller made a motion to recommend County Council rezone all public and recreational lands as outlined in ordinance 2011-25. Discussion followed. Mr. Gilster seconded the motion. The motion passed 5-2, with Mr. Moore and Mr. Abbott opposed.

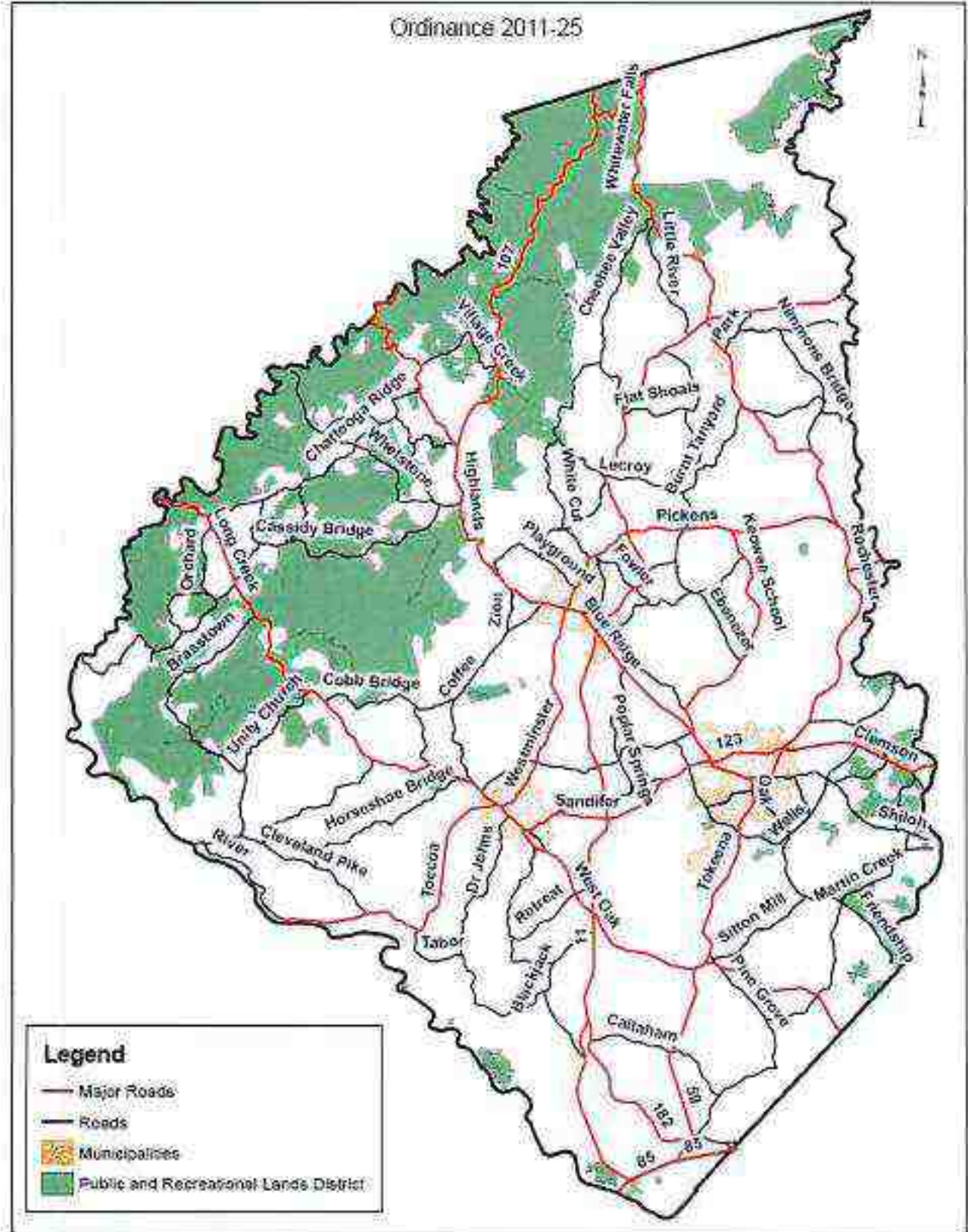
*Council has directed that they receive their agenda packages a week prior to each Council meeting, therefore, Agenda Items Summaries must be submitted to the Administrator for his review/approval no later than 12 days prior to each Council meeting. It is the Department Head / Elected Officials responsibility to ensure that all approvals are obtained prior to submission to the Administrator for inclusion on an agenda.*

*A calendar with due dates marked may be obtained from the Clerk to Council.*

**Ordinance 2011-25**

**Council Initiated  
Zoning Request**

# Federal, State, and County Owned Public Lands





# Public Input

- Concerns have been raised as to whether or not the County could zone Federal and State lands
- The Commission has previously heard public comment concerning the same

# Staff Recommendation

- The zoning of these parcels allows for all uses associated with the Federal and State agencies involved and in no way impacts their ability to carryout their Federal and State mandates
- The request does comply with the Future Land Use map which specifically calls out these properties
- Our recommendation is to forward this to Council, as shown

## **Aaron Gadsby**

---

**From:** Nadler, Peggy <pnadler@fs.fed.us>  
**Sent:** Monday, September 19, 2011 12:09 PM  
**To:** Aaron Gadsby  
**Cc:** Crane, Mike  
**Subject:** Oconee County Zoning

**Follow Up Flag:** Follow up  
**Flag Status:** Flagged

Aaron,

It was good to talk with you, and I understand that Oconee County intends to create a zoning "district" that identifies all the publicly owned recreation lands within the district (state, federal, etc.). Adjacent private lands have a different zoning. As I mentioned, the federal lands are managed in accordance with federal laws and regulations, and the zoning is only applicable if federal lands are ever conveyed into private use. I understand it is the county's intent that if that were to happen, the private party would then need to apply to the county for a new zoning, and it would likely be similar to then existing zoning for nearby private lands.

Here is my contact info if you have any further questions. Mike Crane is the District Ranger and can be reached at 864-638-9568.

Peggy Jo Nadler, Lands Program Manager  
Francis Marion and Sumter National Forests  
4931 Broad River Road, Columbia, SC 29212  
803-561-4053 office, 803-960-1236 mobile

**STATE OF SOUTH CAROLINA  
COUNTY OF OCONEE  
ORDINANCE NO. 2011-25**

**AN ORDINANCE TO AMEND THE OCONEE COUNTY ZONING ENABLING ORDINANCE, ORDINANCE 2007-18, IN CERTAIN LIMITED REGARDS AND PARTICULARS, ONLY, AS TO REZONE A SERIES OF PARCELS SPECIFIED HEREIN, AND TO RATIFY AND AFFIRM ALL OTHER PROVISIONS OF ORDINANCE 2007-18 NOT AMENDED OR MODIFIED HEREBY; AND OTHER MATTERS RELATING THERETO**

**WHEREAS**, Oconee County, South Carolina (the "County"), a body politic and corporate and a political subdivision of the State of South Carolina, acting by and through its County Council (the "County Council"), is authorized by the South Carolina Local Government Comprehensive Planning Enabling Act of 1994 (the "Act"), codified in Title 6, Chapter 29 of the South Carolina Code of Laws, 1976, as amended (the "Code") to adopt zoning regulations and districts; and,

**WHEREAS**, Oconee County Council has heretofore, by and through its Zoning Enabling Ordinance, 2007-18, finally adopted on November 6, 2008 (the "Zoning Enabling Ordinance", or "ZEO"), codified at Chapter 38 of the Oconee Code of Ordinances (the "Oconee County Code"), adopted such zoning regulations and districts in accordance with and consistent with the Oconee County comprehensive land use plan; and,

**WHEREAS**, subsequent to the adoption of the Zoning Enabling Ordinance, a request for rezoning a series of parcels pursuant to provisions established in the Ordinance was duly presented to County Council; and,

**WHEREAS**, in accordance with the Act and the Zoning Enabling Ordinance, Oconee County Council has referred such matters to the Oconee County Planning Commission for their review, particularly regarding the proposed amendment's compliance with the Oconee County Comprehensive Plan. The Oconee County Planning Commission has, in fact, reviewed the rezoning request, and recommendations of the Oconee County Planning staff, and by at least a majority vote affirmed its opinion that the proposed changes are in compliance with the Comprehensive Plan, and has made certain recommendations concerning adoption of the changes by County Council. The Oconee County Council has considered the recommendation of the Oconee County Planning Commission, and the Oconee County Planning Department, held a public hearing, duly noticed and advertised, as required by law, to receive the comments of the public, finds that such comments and recommendations are correct and necessary, and desires to amend the Zoning Enabling Ordinance, as codified at Chapter 38 of the Oconee County Code of Ordinances, in certain limited particulars only, based on the review, comments, and recommendations of the Oconee County Planning Commission, the Oconee County Planning staff, and the public, and to otherwise ratify and reaffirm the Zoning Enabling Ordinance and other provisions of Chapter 38 of the Oconee County Code of Ordinances not specifically or by implication amended hereby.

**NOW, THEREFORE,** it is hereby ordained by the Oconee County Council, in meeting duly assembled that:

1. Chapter 38 of the Oconee County Code of Ordinances is hereby amended, as follows, and in the following details, only:

A. The following parcels, listed below, previously zoned in the Control-Free District (CFD), and duly identified on the Official Zoning Map to be in the Control-Free District, are hereby rezoned, and shall be in the Public and Recreational Lands District (PRLD), and shown as such on the Official Zoning Map in the manner depicted in Appendix A of this Ordinance. Each parcel, and associated uses and activities conducted thereupon, shall be subject to all standards, limitations, and requirements established for the District in Chapter 38 of the Code.

Parcel (Tax Identification Number)

009-00-01-001	154-00-01-012	236-00-04-013	283-00-03-001
011-00-01-001	158-00-01-002	241-00-01-008	283-00-03-004
013-00-01-001	158-00-01-072	241-00-01-011	283-00-03-022
029-00-01-001	162-00-01-026	241-00-02-006	283-00-03-029
029-00-01-002	186-00-04-011	241-00-02-007	294-00-01-004
030-00-01-002	189-00-02-005	241-00-03-001	294-00-01-010
031-00-02-003	189-00-02-067	241-05-02-018	294-00-01-011
038-00-02-005	190-00-01-028	242-00-01-001	305-00-01-228
043-00-01-006	190-00-01-043	242-00-01-002	312-00-02-048
044-00-01-001	190-00-03-052	253-00-03-074	312-00-02-069
048-00-01-004	196-00-01-001	255-00-01-019	313-00-01-004
048-00-01-006	196-00-02-001	255-00-01-033	314-00-02-017
048-00-01-018	196-00-03-032	256-00-01-006	322-00-01-001
072-00-01-001	197-00-01-001	256-00-01-006	330-00-01-025
074-00-02-017	201-00-01-045	256-00-01-006	337-00-04-013
087-00-02-021	201-00-01-048	256-00-01-015	339-00-01-007
089-00-01-001	211-00-02-031	256-00-01-017	339-00-01-044
094-00-01-001	211-00-03-009	257-00-01-016	340-00-06-052
104-00-03-006	225-00-07-028	257-00-01-034	340-00-07-001
113-00-01-004	225-00-08-020	257-01-02-016	343-00-01-002
113-00-01-007	226-00-01-001	263-00-04-009	
114-00-03-075	226-00-01-001	265-00-03-006	
125-00-01-001	226-00-01-001	267-00-03-028	
126-00-01-016	226-00-03-001	268-00-03-066	
126-00-01-017	226-00-04-008	268-00-03-089	
128-00-02-002	228-00-01-041	268-00-03-096	
136-00-03-012	233-00-01-009	268-00-03-104	
140-00-01-023	233-00-01-033	276-00-01-042	
149-00-01-004	236-00-03-010	281-00-02-018	

2. All other parts and provisions of the Oconee County Code of Ordinances not amended hereby, either explicitly or by implication, remain in full force and effect. The Zoning Enabling Ordinance, Ordinance 2007-18, and Chapter 38 of the Oconee County Code of Ordinances as amended hereby, are hereby ratified and affirmed, *ab initio*.
3. Should any part or provision of this Ordinance be deemed unconstitutional or unenforceable by any court of competent jurisdiction, such determination shall not affect the rest and remainder of this Ordinance, all of which is hereby deemed separable.
4. All ordinances, orders, resolutions, and actions of Oconee County Council inconsistent herewith are, to the extent of such inconsistency only, hereby repealed, revoked, and rescinded.
5. This Ordinance shall take effect and be in full force and effect from and after third reading and enactment by Oconee County Council.

**ORDAINED** in meeting, duly assembled, this \_\_\_\_ day of \_\_\_\_\_, 2012.

**OCONEE COUNTY, SOUTH CAROLINA**

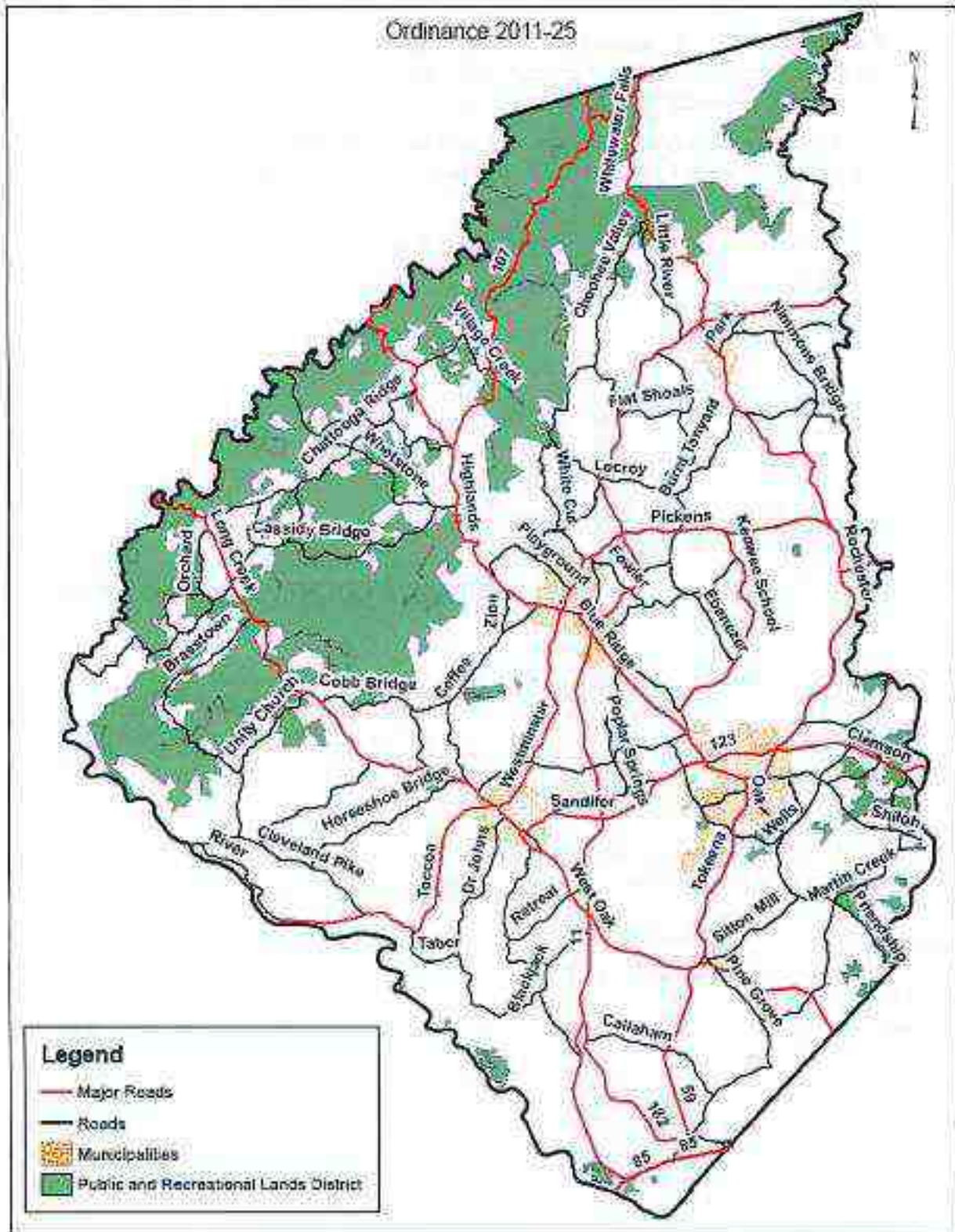
By: \_\_\_\_\_  
Joel Thrift, Chairman, County Council  
Oconee County, South Carolina

ATTEST:

By: \_\_\_\_\_  
Elizabeth G. Hulse, Clerk to County Council  
Oconee County, South Carolina

First Reading:           September 6, 2011  
Second Reading:        January 3, 2012  
Public Hearing:  
Third Reading:

**APPENDIX A**  
**Parcels Rezoned by Ordinance 2011-25**



**PROCUREMENT - AGENDA ITEM SUMMARY**  
OCONEE COUNTY, SC

COUNCIL MEETING DATE: January 3, 2012

**ITEM TITLE:**

**Title:** ITB 11-12, SECURITY FENCE AT AIRPORT    **Department(s):** AIRPORT    **Amount:** \$129,085.00

**FINANCIAL IMPACT:**

Procurement was approved by Council in Fiscal Year 2011-2012 budget process.

CONTINGENCY FUNDING: Amount/Percent: 10% or \$11,375.00 Description: As needed for Construction.

GRANT FUNDING: Utilizing Matching Funds: Yes / Grant Amount: 95% from Federal Aviation Administration; 2.5% from SC Dept of Commerce/SC Division of Aeronautics; 2.5% County match amount of \$3,228.00

Finance Approval: 

**BACKGROUND DESCRIPTION:**

Bidders were asked to submit bids to supply and install approximately 7,350 linear feet of 8' tall chain link security fencing. Bids were publicly opened on December 8, 2011. Nine companies submitted bids, with A&I Fence Inc. submitting the lowest bid of \$117,350.00 and a 10% contingency brings this amount to \$129,085.00.

**SPECIAL CONSIDERATIONS OR CONCERNS:**

None

**ATTACHMENT(S):**

1. Bid Tabulation

**STAFF RECOMMENDATION:**

It is the staff's recommendation that Council award ITB 11-12 for security fencing at the airport to A&I Fence, Inc of Lavonia, GA; in the amount of \$129,085.00, which includes a ten percent contingency.

Submitted or Prepared By:   
Robyn Courtright, Procurement Director

Approved for Submittal to Council:   
T. Scott Moulder, County Administrator

*Council has directed that they receive their agenda packages a week prior to each Council meeting, therefore, Agenda Items Summaries must be submitted to the Administrator for his review/approval no later than 12 days prior to each Council meeting. It is the Department Head / Elected Officials responsibility to ensure that all approvals are obtained prior to submission to the Administrator for inclusion on an agenda.*

*A calendar with due dates marked may be obtained from the Clerk to Council.*



**MATHEMATICAL ERROR CHECK**  
**OCOMBE COUNTY REGIONAL AIRPORT SECURITY FENCING**  
**OCOMBE COUNTY BID NO.: ITB 11-12**  
**BID OPENING: 2:00 PM, DECEMBER 8, 2011**

Item No.	Spec	Description	Quantity	Unit	A & T Fence Lawson, GA		Hurry Lane Fence Richmond, VA		Long Fence Atlanta, GA		Soyars Fence Woodhull, SC (Irregular Bid)		Atmer Building Supply N. Charleston, SC	
					Unit Price	Extended Total	Unit Price	Extended Total	Unit Price	Extended Total	Unit Price	Extended Total	Unit Price	Extended Total
1	P/As	Fence line Staking by Registered Surveyor	1	LS	0.00	0.00	8,800.00	8,800.00	1,300.00	1,300.00	6,842.00	6,842.00	7,508.00	7,508.00
2	F-162-S-1	Furnish & Install 8' Chain Link Fence, w/3 strands Barbed Wire	2,350	LF	15.00	35,250.00	34.00	80,900.00	15.16	35,629.00	15.78	37,083.00	15.90	37,395.00
3	F-162-S-2	Furnish & Install 18' x 8' Dual Swing Gate w/3 strands of Barbed Wire	4	ea	1,550.00	6,200.00	1,360.00	5,440.00	1,330.00	5,320.00	1,400.00	5,600.00	850.00	3,400.00
4	F-162-S-3	Install Type 1 Ditch Crossing	60	LF	5.00	300.00	75.00	4,500.00	120.00	7,200.00	No Bid	No Bid	55.00	3,300.00
5	F-162-S-4	Install Type 2 Ditch Crossing	60	LF	10.00	600.00	1.00	60.00	8.50	510.00	No Bid	No Bid	12.00	720.00
6	T-901	Seeding (Mixed)	70	sq	0.00	0.00	30.00	2,100.00	1.50	105.00	No Bid	No Bid	65.00	4,550.00
7	F-162-S-5	Install Warning Signs	7	EA	0.00	0.00	25.00	175.00	15.00	105.00	25.00	175.00	25.00	175.00
<b>TOTAL BID CORRECTED FOR ERRORS</b>						<b>117,350.00</b>		<b>122,075.00</b>		<b>126,391.00</b>		<b>128,068.00</b>		<b>133,148.00</b>
<b>AS-SUBMITTED AND READ TOTALS IF DIFFERENT FROM CORRECTED BID TOTAL</b>								<b>124,280.00</b>				<b>128,069.00</b>		


Item No.	Spec	Description	Quantity	Unit	Court One Corp. Martins, VA		Able Fence Leola, PA		Chamblee Fence Des Moines, IA		Newman Fence Reebers, SC	
					Unit Price	Extended Total	Unit Price	Extended Total	Unit Price	Extended Total	Unit Price	Extended Total
1	P/As	Fence line Staking by Registered Surveyor	1	LS	3,000.00	3,000.00	9,000.00	9,000.00	3,200.00	3,200.00	1,900.00	1,900.00
2	F-162-S-3	Furnish & Install 8' Chain Link Fence, w/3 strands Barbed Wire	2,350	LF	15.90	37,395.00	18.40	43,240.00	20.00	47,000.00	20.00	47,000.00
3	F-162-S-2	Furnish & Install 18' x 8' Dual Swing Gate w/3 strands of Barbed Wire	4	ea	1,200.00	4,800.00	1,200.00	4,800.00	1,400.00	5,600.00	2,200.00	8,800.00
4	F-162-S-3	Install Type 1 Ditch Crossing	60	LF	150.00	9,000.00	115.00	6,900.00	35.00	2,100.00	120.00	7,200.00
5	F-162-S-4	Install Type 2 Ditch Crossing	60	LF	17.50	1,050.00	20.00	1,200.00	20.00	1,200.00	40.00	2,400.00
6	T-901	Seeding (Mixed)	70	sq	3.00	210.00	5.00	350.00	3.00	210.00	25.00	1,750.00
7	F-162-S-5	Install Warning Signs	7	EA	5.00	35.00	30.00	210.00	5.00	35.00	35.00	245.00
<b>TOTAL BID CORRECTED FOR ERRORS</b>						<b>136,350.00</b>		<b>157,310.00</b>		<b>165,306.00</b>		<b>166,175.00</b>
<b>AS-SUBMITTED AND READ TOTALS IF DIFFERENT FROM CORRECTED BID TOTAL</b>										<b>168,500.00</b>		

**PUBLISHER'S AFFIDAVIT**

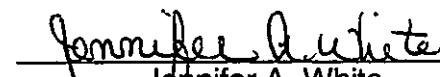
**STATE OF SOUTH CAROLINA  
COUNTY OF OCONEE**

**IN RE:           Oconee County Council  
                    Council & Committe 2012 Meeting**

**BEFORE ME** the undersigned, a Notary Public for the State and County above named, this day personally came before me, Jerry Edwards, who being first duly sworn according to law, says that he is the Publisher of **THE JOURNAL**, a newspaper published Tuesday through Saturday in Seneca, SC and distributed in **Oconee County, Pickens County** and the Pendleton area of **Anderson County** and the notice (of which the annexed is a true copy) was inserted in said paper on January 5, 2012 and the rate charged therefore is not in excess of the regular rates charged private individuals for similar insertions.

  
\_\_\_\_\_  
Jerry Edwards  
Publisher

Subscribed and sworn to before me this  
5th day of January A.D. 2012

  
\_\_\_\_\_  
Jennifer A. White  
Notary Public for South Carolina  
My Commission Expires: 05/18/2014

